

Manel Baucells Alibés
Juan Antonio Carrasco López
Robin M. Hogarth

Cumulative Dominance and Heuristic Performance in Binary Multi-Attribute Choice

Cumulative Dominance and Heuristic Performance in Binary Multi-Attribute Choice

Manel Baucells Alibés ¹
Juan Antonio Carrasco López ²
Robin M. Hogarth ³

¹ *UNIVERSITY OF NAVARRA*
² *POLYTECHNIC UNIVERSITY OF CATALONIA*
³ *POMPEU FABRA UNIVERSITY*

■ Abstract

Several studies have reported high performance of simple decision heuristics in multi-attribute decision making. In this working paper, we focus on situations where attributes are binary and analyze the performance of Deterministic-Elimination-By-Aspects (DEBA) and similar decision heuristics. We consider non-increasing weights and two probabilistic models for the attribute values: one where attribute values are independent Bernoulli random variables; the other one where they are binary random variables with inter-attribute positive correlations. Using these models, we show that good performance of DEBA is explained by the presence of cumulative as opposed to simple dominance. We therefore introduce the concepts of cumulative dominance compliance and fully cumulative dominance compliance and show that DEBA satisfies those properties. We derive a lower bound with which cumulative dominance compliant heuristics will choose a best alternative and show that, even with many attributes, this is not small. We also derive an upper bound for the expected loss of fully cumulative compliance heuristics and show that this is moderate even when the number of attributes is large. Both bounds are independent of the values of the weights.

■ Key words

Multi-attribute decision making, binary attributes, DEBA, cumulative dominance, performance bounds.

■ Resumen

Varios estudios reportan altos rendimientos asociados a reglas heurísticas simples para la toma de decisiones en las que hay que tener en cuenta múltiples criterios. En este documento de trabajo nos centramos en el caso en que los criterios son binarios y analizamos el rendimiento de la regla de eliminación por aspectos deterministas (DEBA) y otras heurísticas similares. Consideramos el caso de pesos decrecientes y dos modelos probabilísticos para los valores de los criterios: uno en el que los valores son variables de Bernoulli independientes, y otro en el que los valores binarios poseen correlación positiva. Usando estos modelos, demostramos que el buen rendimiento de DEBA se puede explicar por la alta presencia de dominancia acumulada, y no, en cambio, por la presencia de dominancia simple. Después de introducir los conceptos de conformidad con dominancia acumulada y conformidad plena con dominancia acumulada, demostramos que DEBA satisface estas condiciones de conformidad. Derivamos también cotas inferiores para la probabilidad de que DEBA escoja la mejor alternativa y mostramos que, incluso con muchos criterios, dicha cota no es baja. También derivamos cotas superiores al rendimiento esperado y mostramos que es aceptable incluso cuando el número de criterios es alto. Ambas cotas son independientes de los pesos.

■ Palabras clave

Toma de decisiones con múltiples criterios, criterios binarios, DEBA, dominancia acumulada, cotas de rendimiento.

Al publicar el presente documento de trabajo, la Fundación BBVA no asume responsabilidad alguna sobre su contenido ni sobre la inclusión en el mismo de documentos o información complementaria facilitada por los autores.

The BBVA Foundation's decision to publish this working paper does not imply any responsibility for its content, or for the inclusion therein of any supplementary documents or information facilitated by the authors.

La serie Documentos de Trabajo tiene como objetivo la rápida difusión de los resultados del trabajo de investigación entre los especialistas de esa área, para promover así el intercambio de ideas y el debate académico. Cualquier comentario sobre sus contenidos será bien recibido y debe hacerse llegar directamente a los autores, cuyos datos de contacto aparecen en la *Nota sobre los autores*.

The Working Papers series is intended to disseminate research findings rapidly among specialists in the field concerned, in order to encourage the exchange of ideas and academic debate. Comments on this paper would be welcome and should be sent direct to the authors at the addresses provided in the About the authors section.

Todos los documentos de trabajo están disponibles, de forma gratuita y en formato PDF, en la web de la Fundación BBVA. Si desea una copia impresa, puede solicitarla a través de publicaciones@bbva.es.

All working papers can be downloaded free of charge in pdf format from the BBVA Foundation website. Print copies can be ordered from publicaciones@bbva.es.

La serie Documentos de Trabajo, así como información sobre otras publicaciones de la Fundación BBVA, pueden consultarse en <http://www.fbbva.es>

The Working Papers series, as well as information on other BBVA Foundation publications, can be found at <http://www.fbbva.es>

Cumulative Dominance and Heuristic Performance in Binary Multi-Attribute Choice

© Manel Baucells Alibés, Juan Antonio Carrasco López and Robin M. Hogarth, 2006

© de esta edición / *of this edition*: Fundación BBVA, 2006

EDITA / PUBLISHED BY
Fundación BBVA, 2006
Plaza de San Nicolás, 4. 48005 Bilbao

DISEÑO DE CUBIERTA / COVER DESIGN
Roberto Turégano

DEPÓSITO LEGAL / LEGAL DEPOSIT NO.: M-36133-2006
IMPRIME / PRINTED BY: Rógar, S. A.

Impreso en España – *Printed in Spain*

La serie Documentos de Trabajo de la Fundación BBVA está elaborada con papel 100% reciclado, fabricado a partir de fibras celulósicas recuperadas (papel usado) y no de celulosa virgen, cumpliendo los estándares medioambientales exigidos por la actual legislación.

The Working Papers series of the BBVA Foundation is produced with 100% recycled paper made from recovered cellulose fibre (used paper) rather than virgin cellulose, in conformity with the environmental standards required by current legislation.

El proceso de producción de este papel se ha realizado conforme a las normas y disposiciones medioambientales europeas y ha merecido los distintivos Nordic Swan y Ángel Azul.

The paper production process complies with European environmental laws and regulations, and has both Nordic Swan and Blue Angel accreditation.

C O N T E N T S

1. Introduction	5
2. Probabilistic Models	10
3. Simple Dominance Does Not Justify the Good Performance of <i>DEBA</i>	11
4. Cumulative Dominance and <i>DEBA</i> Performance	21
4.1. Definitions and basic results	21
4.2. A lower bound for the probability of choosing a best alternative for cumulative dominance compliant heuristics	25
4.3. An upper bound for the expected loss of fully cumulative dom- inance compliant heuristics	28
5. Final Remarks and Conclusions	34
References	36
Proofs	38
About the authors	41

1. Introduction

WE consider a standard multi-attribute choice problem having m alternatives i , $1 \leq i \leq m$, each characterized by k attributes $x_{i,r}$, $1 \leq r \leq k$. The utility of the i th alternative, $x_i = (x_{i,1}, x_{i,2}, \dots, x_{i,k})$, is defined as

$$U_i = w_1x_{i,1} + w_2x_{i,2} + \dots + w_kx_{i,k} \quad (1.1)$$

where the w_r are positive weighting parameters subject to the constraint $w_1 + w_2 + \dots + w_k = 1$. The problem is to identify which of the m alternatives is best, i.e., has the largest value of U_i . This is a classical decision problem (cf. Keeney and Raiffa 1993). We make the assumption that the decision maker can order the weights by size such that, without loss of generality, $w_1 \geq w_2 \geq \dots \geq w_k \geq 0$ but that the exact values of the weights are unknown. This assumption is realistic in many scenarios. Consider, for instance, a situation in which a committee has to choose one of several candidates to fill a job opening. Typically, members of the committee will agree on which attributes of the candidates are relevant and may easily agree to take the decision using a linear utility function where each attribute is given a positive weight. Moreover, whereas committee members might disagree as to what values should be given to the weights, they can agree on their relative importance.

Since the exact values of the weights are unknown, a reasonable approach is to use a heuristic. In this working paper, we will obtain results regarding the performance of a class of heuristics to solve this decision problem. We will make the assumption that the $x_{i,r}$ are, non-necessarily independent, random variables with support $[0, 1]$. While some of our results are general and do not require additional assumptions on $x_{i,r}$, most assume that the $x_{i,r}$ are binary random variables taking only the values 0 and 1. That more particular setting has interest on its own. For example, it is common to have alternative features that are either present or absent (e.g., the candidate has good knowledge or not of a given foreign language), or that take two values (e.g., the candidate is male or female). Even if the attribute is multi-valued, the decision-maker may be able to distinguish between zero and non-zero values, but be insensitive to the actual magnitude of the attribute (Hsee and Rottenstreich, 2004). Also, in

order to simplify the decision, the decision-maker may use a cut-off to partition the range between high and low regions. Here, several choices are available depending on the cut-off values chosen to separate between high ($x_{i,r} = 1$) and low ($x_{i,r} = 0$) values. One could use a low cut-off representing a minimum acceptable level. Alternatively, one could assign a value 1 only to those attribute values with the best level on that attribute. Those two choices yield, respectively, the *LEX* and the *EBA* heuristics discussed by Payne *et al.* (1993).

A possible decision rule we will consider would make use of the attribute ordering in a lexicographic fashion. Specifically, at the first stage, alternatives with non-greatest value in the first attribute would be eliminated (unless all alternatives had the same value for the first attribute). If a single alternative remains, it would be chosen. Otherwise, the values of the second attribute would be examined and alternatives with non-greatest value in that second attribute would be eliminated. This procedure would continue until only one alternative remains or all attributes have been examined. If only one alternative remains, that alternative would be chosen. If several alternatives remain after all attributes have been examined, then the choice between them would be made at random. This model is a deterministic variant of the *EBA* (Elimination-By-Aspects) heuristic proposed by Tversky (1972). We therefore call it *DEBA* (Deterministic-Elimination-By-Aspects). It differs from *EBA* in that the attributes (aspects) used to eliminate alternatives at each stage of the process are selected by a deterministic as opposed to a probabilistic procedure. As a procedure, *DEBA* generalizes—to more than two alternatives—the lexicographic binary-choice model Take-The-Best (*TTB*) proposed by Gigerenzer and Goldstein (1996). There is a small difference, however: in *TTB*, the attributes are ordered by their validities, which are computed using a database of previous instances of alternatives, while in *DEBA* the ordering of the attributes by decreasing weights is assumed known.

The *DEBA* heuristic is easy to use. In many situations, for example, there is no need to look beyond the first one or first two attributes to make a decision. Several studies have shown *DEBA* to be effective in relation to alternative simple decision heuristics (Gigerenzer and Goldstein, 1996; Czerlinski *et al.*, 1999; Martignon and Hoffrage, 1999, 2002) as well as having desirable properties for both binary and multivariate choice (Hogarth and Karelaia, 2003; Katsikopoulos and Martignon, 2003; Katsikopoulos and Fasolo, in press). Even when attributes are continuous variables, the model can be quite effective under some circumstances (Gigerenzer, Todd *et al.*, 1999; Hogarth and Karelaia, 2005a). Most of

these studies are restricted to the case of two or three alternatives. Finally, there is empirical evidence that people do sometimes use *DEBA*-like strategies in decision making (see, e.g., Bröder, 2000; Newell and Shanks, 2003; Newell *et al.*, 2003).

Our goal is to understand the observed good performance of *DEBA* and other related heuristics. The effectiveness of the decision heuristic can be measured using two metrics: 1) the probability that the heuristic will select a best alternative and, 2) the expected loss of the heuristic, i.e. the expected difference between the utility of a best alternative and the utility of the alternative chosen by the heuristic. The exact values of those metrics depend, of course, on the exact values of the weights w_r , $1 \leq r \leq k$, and on the probabilistic model underlying the values of the attributes $x_{i,r}$, $1 \leq i \leq m$, $1 \leq r \leq k$. We will explain the good performance of *DEBA* and other related heuristics by deriving a lower bound for the probability that the heuristic will choose a best alternative and an upper bound for the expected loss *independent of the weights*. Moreover, we show that, even with many attributes, the former is large and the latter small. This will be done for two probabilistic models for the attributes: one in which the attribute values $x_{i,r}$ are assumed to be binary independent Bernoulli random variables with a common parameter p and one in which the attributes $x_{i,r}$ are assumed to be binary random variables with positive inter-attribute correlation, i.e. in which the values of the attributes of a given alternative are positively correlated.

The use of the simple dominance concept is a first, trivial trial. An alternative i simply dominates alternative j if each attribute value of i is non-smaller than each attribute value of j . It is clear that, irrespective of the values of the weights and, therefore, not depending on the values of the weights being non-increasing, whenever an alternative simply dominates all other alternatives both that alternative will have the largest utility and *DEBA* will choose that alternative. Then, the probability that an alternative simply dominates all other alternatives provides a lower bound on the probability that *DEBA* will choose a best alternative. However, as we shall show, that probability can be very small when the number of attributes is large. Thus, simple dominance does not explain the observed good performance of *DEBA*.

The approach we will follow to justify theoretically the effectiveness of *DEBA* and other related heuristics is the use of the use of the concept of *cumulative dominance* (Kirkwood and Sarin 1985). An alternative i is said to cumulative dominate alternative j if the accumulated values of the attributes of i are non-smaller than the accumulated values of the attributes of j . To illustrate, consider alternatives $x_1 = (1, 0, 1)$ and

$x_2 = (0, 1, 1)$. Then, alternative x_1 cumulative dominates alternative x_2 because $x_{1,1} \geq x_{2,1}$, $x_{1,1} + x_{1,2} \geq x_{2,1} + x_{2,2}$, and $x_{1,1} + x_{1,2} + x_{1,3} \geq x_{2,1} + x_{2,2} + x_{2,3}$. As we will show, since the weights are non-increasing, an alternative which cumulative dominates another alternative necessarily has a non-smaller utility than the cumulative dominated alternative. We observe next that *DEBA* complies with cumulative dominance, i.e. in the event that some alternative cumulative dominates all other alternatives, *DEBA* is guaranteed to choose one of those alternatives. Then, the probability that some alternative cumulative dominates all other alternatives is a lower bound to the probability with which *DEBA* will choose a *best* alternative. Contrary to simple dominance, the probability that some alternative exhibits cumulative dominance over all other alternatives is not small even when the number of attributes is large. This provides a first justification of the observed good performance of *DEBA*. The approach we take to provide an upper bound for the expected loss of *DEBA* is to compute an upper bound for the loss of *DEBA* conditioned on the maximum attribute index for which some alternative cumulative dominates all others. That upper bound is computed using the fact that *DEBA* will necessarily choose one of the alternatives in the set of alternatives that cumulative dominate all other alternatives up to the highest possible attribute index, a property which is called *fully cumulative dominance compliance*. That upper bound does not depend on the attributes being binary: it only depends on the attribute values having support $[0, 1]$. Those upper bounds, combined with the computation of the probability distribution of the maximum attribute index for which some alternative cumulative dominates all others, allows the computation of an upper bound for the expected loss of *DEBA*. As the computation of the lower bound for the probability that *DEBA* will choose a best alternative, our computation of that probability distribution is particular for the assumed probabilistic models underlying the attribute values. We show that the upper bound for the expected loss remains reasonable even when the number of attributes is large, providing a second justification for the observed good performance of *DEBA*.

The performance justifications just exposed are not restricted to the *DEBA* heuristic. It applies as well to any heuristic that complies/fully complies with cumulative dominance. For instance, it applies (partially) to the *EW_n/DEBA* heuristic, which is cumulative dominance compliant but not fully cumulative dominance compliant. The *EW_n/DEBA* heuristic first chooses the alternatives with the highest total sum of attributes up to attribute n , and then breaks ties using *DEBA*. The results given in the paper regarding the performance of *DEBA* and any other cumulative/fully

cumulative dominance compliant heuristics are, however, restricted to the assumed probabilistic models underlying the attribute values. It is an open problem to justify the good performance of *DEBA* and other cumulative/fully cumulative dominance compliant heuristics under other probabilistic models, in particular when the attributes are continuous random variables.

The rest of the working paper is organized as follows. In section 2 we define the two probabilistic models underlying the attribute values which will be used throughout the working paper. In section 3 we obtain, for the two probabilistic models under consideration, the probability of simple dominance and show that the presence of that kind of dominance does not justify the observed good performance of *DEBA*. In section 4 we introduce the concepts of cumulative dominance compliance and fully cumulative dominance, show that *DEBA* satisfies both properties, give examples of other heuristics satisfying those properties, derive a lower bound for the probability that any cumulative dominance compliant heuristic will choose a best alternative, derive an upper bound for the expected loss in any fully cumulative dominance compliant heuristic, and using those metrics justify the observed good performance of *DEBA* and other related heuristics. Section 5 concludes the working paper and highlights directions for future work.

2. Probabilistic Models

TWO probabilistic models for the values of the attributes $x_{i,r}$, $1 \leq i \leq m$, $1 \leq r \leq k$ will be considered:

ZIAC (Zero Inter-Attribute Correlation) model: The $x_{i,r}$ are independent Bernoulli random variables with parameter p , $0 < p < 1$.

PIAC (Positive Inter-Attribute Correlation) model: The $x_{i,r}$ are obtained as $x_{i,r} = z_i y_{i,r}^h + (1 - z_i) y_{i,r}^l$, where the z_i , $y_{i,r}^h$, and $y_{i,r}^l$ are independent Bernoulli random variables with parameters p , $p_h = p + \sqrt{\rho}(1 - p)$, and $p_l = p - \sqrt{\rho}p$, respectively, for some $0 < p < 1$ and some $0 \leq \rho < 1$.

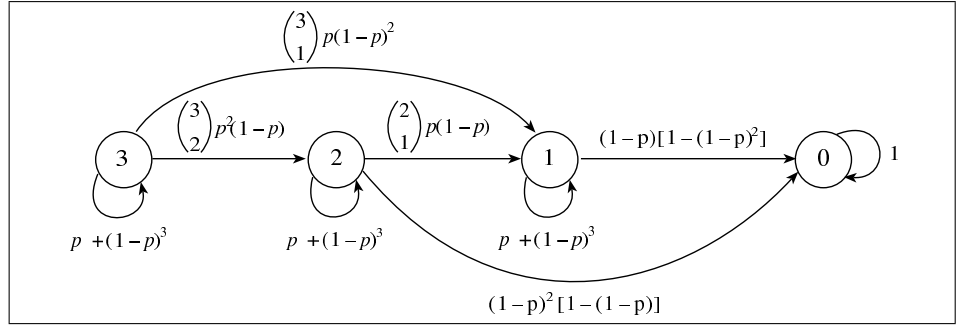
The ZIAC model is a simple model without need for justification. We note that $E[x_{i,j}] = p$. Thus, the parameter p of the common Bernoulli distributions can be looked at as measuring the average quality of the attributes: higher values of p model attributes of higher average quality. The PIAC model is intuitively appealing: if there is positive correlation among the attributes of a given alternative, it is because there is some common cause shifting the average quality of the attributes of a given alternative. In the PIAC model, this is captured by the alternatives belonging to a “good” population (with averaged values for the attribute values equal to $p_h = p + \sqrt{\rho}(1 - p)$) with probability p and to a “bad” population (with averaged values for the attribute values equal to $p_l = p - \sqrt{\rho}(1 - p)$) with probability $1 - p$. In the PIAC model $E[x_{i,j}] = p$ and the attribute values of any given alternative have positive correlation ρ . The ZIAC model can be seen as a particular case of the PIAC model with $\rho = 0$. Since $\sum_{r=1}^k w_r = 1$, in both models the expected value of the utility of any given alternative i is $E[U_i] = p$.

3. Simple Dominance Does Not Justify the Good Performance of *DEBA*

AN alternative i is said to exhibit *simple dominance* up to attribute r over alternative j , denoted by $d_r(i, j)$, if and only if $x_{i,s} \geq x_{j,s}$, $1 \leq s \leq r$. An alternative i is said to exhibit simple dominance over alternative j if and only if $d_k(i, j)$, i.e. if and only if alternative i exhibits simple dominance up to attribute k over alternative j . For $1 \leq r \leq k$, let D_r denote the set of alternatives that exhibit simple dominance over any other alternative up to attribute r , i.e.

$$D_r = \{1 \leq i \leq m : d_r(i, j), 1 \leq j \leq m\} \quad (3.1)$$

Obviously, $D_1 \supset D_2 \supset \dots \supset D_k$. Also all alternatives i in D_r have identical attribute profiles up to attribute r , $x_{i,1}, x_{i,2}, \dots, x_{i,r}$. Since the weights are non-negative, any alternative i which exhibits simple dominance over another alternative j will have largest utility U_i than the utility U_j of j . Then, it is clear that when $D_k \neq \emptyset$ the alternatives in D_k , with identical attribute profiles, will be best. It is also clear that when $D_k \neq \emptyset$, *DEBA* will choose an alternative from D_k . Then, when $D_k \neq \emptyset$, *DEBA* will choose a best alternative and the probability $[P_B]_{\text{lbs}} = P[D_k \neq \emptyset]$ will be a lower bound for the probability with which *DEBA* will choose a best alternative. In this section we will develop efficient computational procedures for $[P_B]_{\text{lbs}}$ for the two probabilistic models under consideration. Using these computational procedures, we will compute $[P_B]_{\text{lbs}}$ for a wide range of model parameters and will discuss the extent to which the presence of simple dominance is able to explain the observed good performance of *DEBA*.

GRAPHIC 3.1: State transition diagram of Y for the case $m = 3$


We will start by deriving an efficient computational scheme for $[P_B]_{\text{lbs}}$ for the ZIAC model. Consider the discrete-parameter stochastic process with truncated parameter $Y = \{Y_r; 0 \leq r \leq k\}$ with state-space $\{0, 1, \dots, m\}$ defined by $Y_0 = m$ and $Y_r = |D_r|$, $1 \leq r \leq k$. The following theorem establishes that Y is a homogeneous discrete-parameter Markov chain (with truncated parameter) and gives its one-step transition probabilities. Graphic 3.1 gives the state transition diagram of Y for the case $m = 3$.

Theorem 1. $Y = \{Y_r; 0 \leq r \leq k\}$ is a homogeneous discrete-parameter Markov chain (with truncated parameter) with state space $\{0, 1, \dots, m\}$, initial state m , and one-step transition probabilities $Q_{i,j} = P[Y_{r+1} = j \mid Y_r = i]$ given by:

$$Q_{0,0} = 1$$

$$Q_{0,j} = 0 \quad \text{for } 1 \leq j \leq m$$

$$Q_{i,0} = (1-p)^i [1 - (1-p)^{m-i}] \quad \text{for } 1 \leq i < m$$

$$Q_{i,j} = \binom{i}{j} p^j (1-p)^{i-j} \quad \text{for } 1 \leq i \leq m, 1 \leq j < i$$

$$Q_{i,i} = p^i + (1-p)^m \quad \text{for } 1 \leq i \leq m$$

$$Q_{i,j} = 0 \quad \text{for } 1 \leq i \leq m, i < j \leq m$$

Proof. See the appendix.

Theorem 1 allows the numerical computation for the ZIAC model of $[P_B]_{\text{lbs}} = P[D_k \neq \emptyset] = \sum_{i=1}^m P[Y_k = i]$ using standard discrete-parameter Markov chain analysis techniques. However, given the values of the one-step transition probabilities of Y , it is possible to obtain a simple closed-form expression for $[P_B]_{\text{lbs}}$. We start by deriving a closed-form

expression for $P[Y_r = i]$, $1 \leq r \leq k$, $1 \leq i \leq m$:

Proposition 1. For $1 \leq r \leq k$ and $1 \leq i \leq m$:

$$P[Y_r = i] = \binom{m}{i} \sum_{j=i}^m \binom{m-i}{j-i} (-1)^{j-i} [p^j + (1-p)^m]^r$$

Proof. We start by proving that the one-step transition probabilities $Q_{i,j}$ for $1 \leq i \leq m$, $1 \leq j < i$ and $Q_{i,i}$, $1 \leq i \leq m$ given by Theorem 1 can be formulated in a more compact way as:

$$Q_{i,j} = \binom{i}{j} \sum_{l=j}^i \binom{i-j}{l-j} (-1)^{l-j} [p^l + (1-p)^m], \quad 1 \leq i \leq m, 1 \leq j \leq i \quad (3.2)$$

To make the proof, we rewrite the previous expression as:

$$\begin{aligned} & \binom{i}{j} \sum_{l=0}^{i-j} \binom{i-j}{l} (-1)^l [p^{j+l} + (1-p)^m] \\ &= \binom{i}{j} p^j \sum_{l=0}^{i-j} \binom{i-j}{l} (-p)^l + \binom{i}{j} \sum_{l=0}^{i-j} \binom{i-j}{l} (-1)^l (1-p)^m \end{aligned}$$

For $1 \leq j < i$, the previous expression gives

$$\binom{i}{j} p^j (1-p)^{i-j} + \binom{i}{j} (1-p)^{i-j} (1-p)^m = \binom{i}{j} p^j (1-p)^{i-j}$$

which is the expression for $Q_{i,j}$, $1 \leq i \leq m$, $1 \leq j < i$ given by Theorem 1. For $j = i$, the expression gives

$$p^i + (1-p)^m$$

which is the expression for $Q_{i,i}$, $1 \leq i \leq m$ given by Theorem 1.

Using (3.2), the proof of the proposition is by induction on r . For $r = 1$, using $Y_0 = m$ and (3.2), we obtain

$$P[Y_1 = i] = Q_{m,i} = \binom{m}{i} \sum_{j=i}^m \binom{m-i}{j-i} (-1)^{j-i} [p^j + (1-p)^m]$$

completing the base case. For the induction step, assume the result holds for $r = s \geq 1$ and let us prove the result for $r = s + 1$. Using Theorem 1,

the induction step, (3.2), and the identity $\binom{m}{k} \binom{j}{i} = \binom{m}{i} \binom{m-i}{j-i}$:

$$\begin{aligned}
 P[Y_{s+1} = i] &= \sum_{j=0}^m P[Y_s = j] Q_{j,i} = \sum_{j=i}^m P[Y_s = j] Q_{j,i} \\
 &= \sum_{j=i}^m \left[\binom{m}{j} \sum_{l_1=j}^m \binom{m-j}{l_1-j} (-1)^{l_1-j} [p^{l_1} + (1-p)^m]^s \right] \\
 &\quad \left[\binom{j}{i} \sum_{l_2=i}^j \binom{j-i}{l_2-i} (-1)^{l_2-i} [p^{l_2} + (1-p)^m] \right] \\
 &= \sum_{j=i}^m \binom{m}{j} \binom{j}{i} \left[\sum_{l_1=j}^m \binom{m-j}{l_1-j} (-1)^{l_1-j} [p^{l_1} + (1-p)^m]^s \right] \\
 &\quad \left[\sum_{l_2=i}^j \binom{j-i}{l_2-i} (-1)^{l_2-i} [p^{l_2} + (1-p)^m] \right] \\
 &= \binom{m}{i} \sum_{j=i}^m \binom{m-i}{j-i} \left[\sum_{l_1=j}^m \binom{m-j}{l_1-j} (-1)^{l_1-j} [p^{l_1} + (1-p)^m]^s \right] \\
 &\quad \left[\sum_{l_2=i}^j \binom{j-i}{l_2-i} (-1)^{l_2-i} [p^{l_2} + (1-p)^m] \right]
 \end{aligned}$$

which can be written as

$$P[Y_{s+1} = i] = \sum_{l_2=i}^m \sum_{l_1=l_2}^m C(l_1, l_2) [p^{l_1} + (1-p)^m]^s [p^{l_2} + (1-p)^m] \quad (3.3)$$

with

$$C(l_1, l_2) = \binom{m}{i} \sum_{j=l_2}^{l_1} \binom{m-i}{j-i} \binom{m-j}{l_1-j} \binom{j-i}{l_2-i} (-1)^{l_1-j} (-1)^{l_2-i}$$

Using the identity $\binom{m-i}{j-i} \binom{m-j}{l_1-j} \binom{j-i}{l_2-i} = \binom{m-i}{l_1-i} \binom{l_1-i}{l_2-i} \binom{l_1-l_2}{j-l_2}$:

$$C(l_1, l_2) = \binom{m}{i} \binom{m-i}{l_1-i} \binom{l_1-i}{l_2-i} (-1)^{l_2-i} \sum_{j=l_2}^{l_1} \binom{l_1-l_2}{j-l_2} (-1)^{l_1-j}$$

$$= \binom{m}{i} \binom{m-i}{l_1-i} \binom{l_1-i}{l_2-i} (-1)^{l_2-i} \sum_{j=0}^{l_1-l_2} \binom{l_1-l_2}{j} (-1)^{l_1-l_2-j}$$

Then, we have

$$C(l_2, l_2) = \binom{m}{i} \binom{m-i}{l_2-i} (-1)^{l_2-i}$$

and, for $l_2 > l_1$,

$$C(l_1, l_2) = \binom{m}{i} \binom{m-i}{l_1-i} \binom{l_1-i}{l_2-i} (-1)^{l_2-i} (1-1)^{l_1-l_2} = 0$$

Plugging those results into (3.3):

$$P[Y_{s+1} = i] = \binom{m}{i} \sum_{l_2=i}^m \binom{m-i}{l_2-i} (-1)^{l_2-i} [p^{l_2} + (1-p)^m]^{s+1}$$

completing the induction step.

The closed-form expression for $[P_B]_{\text{lbs}}$ for the ZIAC model is given by the following theorem:

Theorem 2. *For the ZIAC model,*

$$[P_B]_{\text{lbs}} = \sum_{i=1}^m \binom{m}{i} (-1)^{i-1} [p^i + (1-p)^m]^k$$

Proof. Using $[P_B]_{\text{lbs}} = \sum_{i=1}^m P[Y_k = i]$ and Proposition 1:

$$\begin{aligned} [P_B]_{\text{lbs}} &= \sum_{i=1}^m P[Y_k = i] = \sum_{i=1}^m \binom{m}{i} \sum_{j=i}^m \binom{m-i}{j-i} (-1)^{j-i} [p^j + (1-p)^m]^k \\ &= \sum_{j=1}^m \sum_{i=1}^j \binom{m}{i} \binom{m-i}{j-i} (-1)^{j-i} [p^j + (1-p)^m]^k \end{aligned}$$

Using the identity $\binom{m}{i} \binom{m-i}{j-i} = \binom{m}{j} \binom{j}{i}$:

$$\begin{aligned} [P_B]_{\text{lbs}} &= \sum_{j=1}^m \binom{m}{j} [p^j + (1-p)^m]^k \sum_{i=1}^j \binom{j}{i} (-1)^{j-i} \\ &= \sum_{j=1}^m \binom{m}{j} [p^j + (1-p)^m]^k \left(\sum_{i=0}^j \binom{j}{i} (-1)^{j-i} - (-1)^j \right) \end{aligned}$$

$$\begin{aligned}
 &= \sum_{j=1}^m \binom{m}{j} [p^j + (1-p)^m]^k ((1-1)^j - (-1)^j) \\
 &= \sum_{j=1}^m \binom{m}{j} (-1)^{j-1} [p^j + (1-p)^m]^k
 \end{aligned}$$

We will consider next the PIAC model. For that model we have not been able to derive a closed-form expression for $[P_B]_{\text{lbs}}$ and will content ourselves with a recurrent computational scheme. Let G be the subset of good alternatives (those whose attribute values are independent Bernoulli random variables with parameter p_h). Since each alternative is independently good with parameter p , the number of good alternatives $|G|$ has a binomial distribution with parameters m and p . Then, conditioning on $|G|$:

$$[P_B]_{\text{lbs}} = P[D_k \neq \emptyset] = \sum_{g=0}^m \binom{m}{g} p^g (1-p)^{m-g} P[D_k \neq \emptyset | |G| = g] \quad (3.4)$$

By symmetry, all $P[D_k \neq \emptyset | G = G', |G'| = g]$ are equal and, therefore, $P[D_k \neq \emptyset | |G| = g] = P[D_k \neq \emptyset | G = G', |G'| = g]$. Following ideas similar to the ones used for the ZIAC model we can formalize the computation of $P[D_k \neq \emptyset | G = G']$ in terms of the transient behavior of an homogeneous discrete-parameter Markov chain (with truncated parameter). Let

$$D_r^g = \{i \in G : x_{i,s} \geq x_{j,s}, 1 \leq j \leq m, 1 \leq s \leq r\}$$

and

$$D_r^b = \{i \in \{1, 2, \dots, m\} - G : x_{i,s} \geq x_{j,s}, 1 \leq j \leq m, 1 \leq s \leq r\}$$

i.e., D_r^g collects the good alternatives which exhibit simple dominance over any other alternative up to attribute r and D_r^b collects the bad alternatives which exhibit simple dominance over any other alternative up to attribute r . Given a set of good alternatives G , let $Y^G = \{Y_r^G; 0 \leq r \leq k\}$ be the discrete-parameter stochastic process (with truncated parameter) with state space $\{(i, j), 0 \leq i \leq |G|, 0 \leq j \leq m - |G|\}$ defined by $Y_0^G = (|G|, m - |G|)$ and $Y_r^G = (|D_r^g|, |D_r^b|), 1 \leq r \leq k$. The following theorem establishes that Y^G is a homogeneous discrete-parameter Markov chain (with truncated parameter) and gives its one-step transition

probabilities. The proof of the Theorem is parallel to the proof of Theorem 1.

Theorem 3. $Y^G = \{Y_r^G; 0 \leq r \leq k\}$ is a homogeneous discrete-parameter Markov chain (with truncated parameter) with state space $\{(i, j), 0 \leq i \leq |G|, 0 \leq j \leq m - |G|\}$, initial state $Y_0^G = (|G|, m - |G|)$, and one-step transition probabilities

$Q_{(i^g, i^b), (j^g, j^b)} = P[Y_{r+1}^G = (j^g, j^b) | Y_r^G = (i^g, i^b)]$ given by:

$$\begin{aligned}
 Q_{(0,0), (0,0)} &= 1 \\
 Q_{(0,0), (j^g, j^b)} &= 0 \quad \text{for } 0 \leq j^g \leq |G|, 0 \leq j^b \leq m - |G|, (j^g, j^b) \neq (0, 0) \\
 Q_{(i^g, i^b), (0,0)} &= (1 - p_h)^{i^g} (1 - p_l)^{i^b} [1 - (1 - p_h)^{|G| - i^g} (1 - p_l)^{m - |G| - i^b}] \\
 * \quad &\text{for } (i^g, i^b) \neq (0, 0), (i^g, i^b) \neq (|G|, m - |G|) \\
 Q_{(i^g, i^b), (j^g, j^b)} &= \binom{i^g}{j^g} p_h^{j^g} (1 - p_h)^{i^g - j^g} \binom{i^b}{j^b} p_l^{j^b} (1 - p_l)^{i^b - j^b} \\
 * \quad &\text{for } (i^g, i^b) \neq (0, 0), 0 \leq j^g \leq i^g, 0 \leq j^b \leq i^b \\
 &\quad (j^g, j^b) \neq (0, 0), (j^g, j^b) \neq (i^g, i^b) \\
 Q_{(i^g, i^b), (i^g, i^b)} &= p_h^{i^g} p_l^{i^b} + (1 - p_h)^{|G|} (1 - p_l)^{m - |G|} \quad \text{for } (i^g, i^b) \neq (0, 0) \\
 Q_{(i^g, i^b), (j^g, j^b)} &= 0 \quad \text{for } (i^g, i^b) \neq (0, 0), i^g \leq j^g \leq |G| \\
 &\quad i^b \leq j^b \leq m - |G|, (j^g, j^b) \neq (i^g, i^b)
 \end{aligned}$$

Proof. See the appendix.

Clearly,:

$$P[D_k \neq \emptyset | |G| = g] = \sum_{\substack{0 \leq i^g \leq |G'| \\ 0 \leq i^b \leq m - |G'| \\ (i^g, i^b) \neq (0,0)}} P[Y_k^{G'} = (i^g, i^b)], |G'| = g \quad (3.5)$$

Using standard numerical techniques for transient analysis of discrete-parameter Markov chains, we can obtain recurrent expressions for $P[Y_r^G = (i^g, i^b)], 1 \leq r \leq k, |G| = g, 0 \leq g \leq m$. Those expressions together with (3.4) and (3.5) define a recurrent computational scheme for $[P_B]_{\text{lbs}}$ for the PIAC model. The result is:

Theorem 4. For the PIAC model,

$$[P_B]_{\text{lbs}} = \sum_{g=0}^m \binom{m}{g} p^g (1 - p)^{m-g} W_g$$

where

$$W_g = \sum_{\substack{0 \leq i^g \leq g \\ 0 \leq i^b \leq m-g \\ (i^g, i^b) \neq (0,0)}} Z_{g,k,i^g,i^b}$$

and the Z_{g,k,i^g,i^b} , $0 \leq g \leq m$, $0 \leq i^g \leq g$, $0 \leq i^b \leq m-g$, $(i^g, i^b) \neq (0,0)$ can be computed using, for increasing r , a set of recurrences giving Z_{g,r,i^g,i^b} , $0 \leq g \leq m$, $1 \leq r \leq k$, $0 \leq i^g \leq g$, $0 \leq i^b \leq m-g$, $(i^g, i^b) \neq (0,0)$. The initial values of the recurrences are:

$$Z_{g,0,g,m-g} = 1, \quad 0 \leq g \leq m$$

$$Z_{g,0,i^g,i^b} = 0, \quad 0 \leq g \leq m, 0 \leq i^g \leq g, \\ 0 \leq i^b \leq m-g, (i^g, i^b) \neq (g, m-g), (i^g, i^b) \neq (0,0)$$

The recurrences are:

$$Z_{g,r+1,i^g,i^b} = \sum_{\substack{i^g \leq j^g \leq g \\ i^b \leq j^b \leq m-g \\ (j^g, j^b) \neq (i^g, i^b)}} \binom{j^g}{i^g} p_h^{i^g} (1-p_h)^{j^g-i^g} \binom{j^b}{i^b} p_l^{i^b} (1-p_l)^{j^b-i^b} Z_{g,r,j^g,j^b} \\ + [p_h^{i^g} p_l^{i^b} + (1-p_h)^g (1-p_l)^{m-g}] Z_{g,r,i^g,i^b}$$

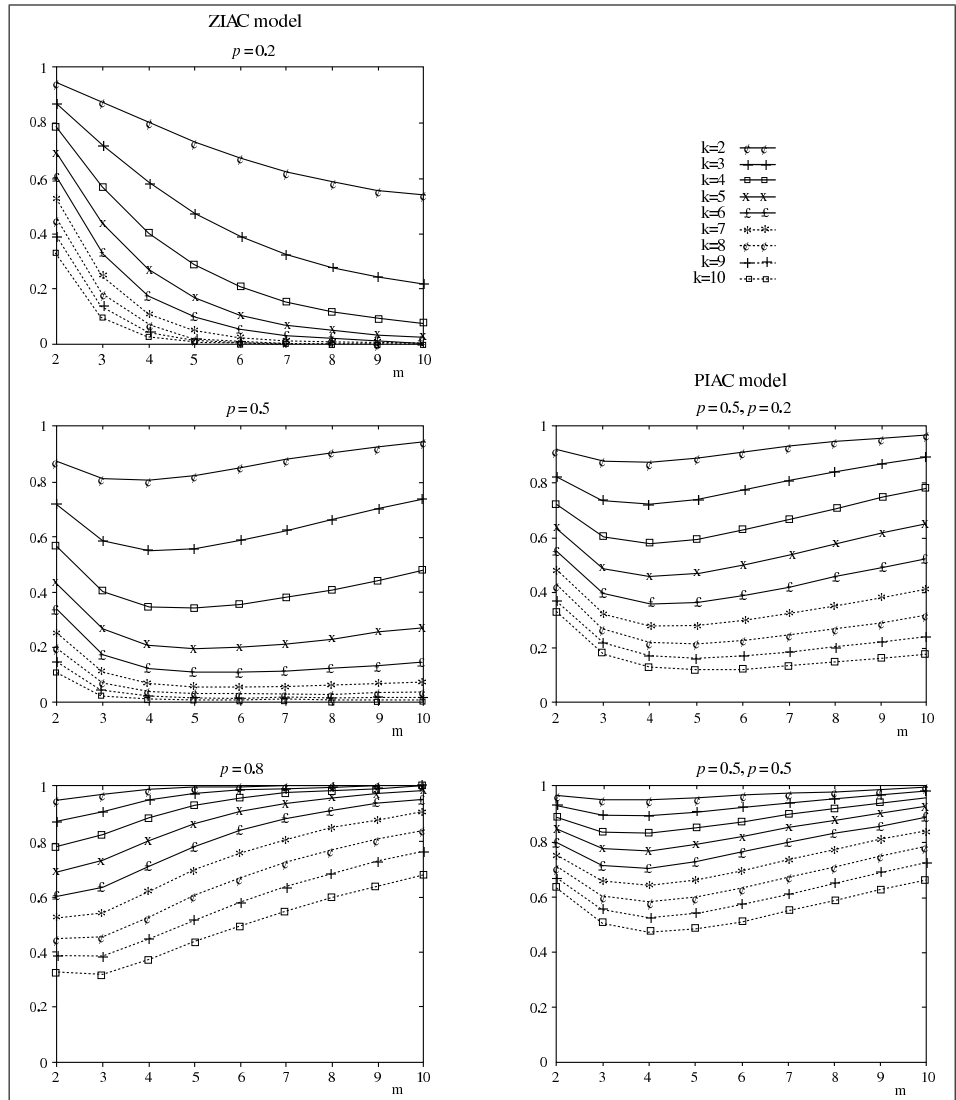
$$0 \leq g \leq m, 0 \leq r < k, 0 \leq i^g \leq g, 0 \leq i^b \leq m-g, (i^g, i^b) \neq (0,0)$$

Proof. The Z_{g,r,i^g,i^b} are $P[Y_r^G = (i^g, i^b)]$, $|G| = g$. Then, the recurrences for Z_{g,r,i^g,i^b} and their initial values follow from Theorem 3 using $Z_{g,r+1,i^g,i^b} = \sum_{j^g, j^b} Z_{g,r,j^g,j^b} Q_{(j^g, j^b), (i^g, i^g)}$. W_g is $P[D_k \neq \emptyset \mid |G| = g]$. Then, the expression for W_g follows from (3.5). The expression for $[P_B]_{\text{lbs}}$ in terms of W_g follows from (3.4).

Theorems 2 and 4 give computationally efficient procedures for $[P_B]_{\text{lbs}}$ for, respectively, the ZIAC and the PIAC models. Using those procedures, we can obtain $[P_B]_{\text{lbs}}$ for quite large values of k and m . Graphic 3.2 plots $[P_B]_{\text{lbs}}$, for values of k ranging from 2 to 10 and values of m ranging from 2 to 10, for the ZIAC model with $p = 0.2, 0.5, 0.8$ and for the PIAC model with $p = 0.5$ and $\rho = 0.0, 0.2, 0.5$. For a fixed number of alternatives, m , $[P_B]_{\text{lbs}}$ decays, in some cases rapidly, as the number of attributes k increases. For a fixed number of attributes, k , $[P_B]_{\text{lbs}}$ first decreases with the number of alternatives m up to a certain value of m , m^* , beyond which it increases with m . The explanation for that behavior is as

follows. The addition of one alternative may have several effects. First, it may happen that the new alternative simply dominates all others, making the new D_k non-empty irrespectively of whether it was empty or not before. Second, the new alternative may be simply dominated by some alternative, leaving D_k unchanged. Third, it may also happen that the additional alternative neither simply dominates all others nor is simply dominated by any alternative, making empty the new D_k if it was non-empty before. The first effect would force an increase with m of $[P_B]_{\text{lbs}}$, while the third effect would force a decrease. As m increases, the probability that the new alternative neither simply dominates all others nor is simply dominated by any other alternative becomes small, and for large enough m the third effect is negligible and $[P_B]_{\text{lbs}}$ increases with m as a result of the first effect. In fact, as $m \rightarrow \infty$, the probability that some alternative will have all its attributes equal to 1 tends to 1, ensuring that $[P_B]_{\text{lbs}} \rightarrow 1$ as $m \rightarrow \infty$. The m^* turning point seems to increase as the number of attributes k increases and as the quality of the alternatives decreases (p gets smaller). However, the more importance conclusion is that, except when the average quality of the alternatives is very good (ZIAC model, $p = 0.8$) or when the alternatives exhibit a strong positive inter-attribute correlation (PIAC model, $p = 0.5, \rho = 0.5$), $[P_B]_{\text{lbs}}$ decays fast with k and has small values for large k . Thus, simple dominance does not explain the observed good performance of *DEBA*.

GRAPHIC 3.2: $[P_B]_{lbs}$ for the ZIAC model (left) for several values of p and the PIAC model (right) for $p = 0.5$ and several values of ρ



4. Cumulative Dominance and *DEBA* Performance

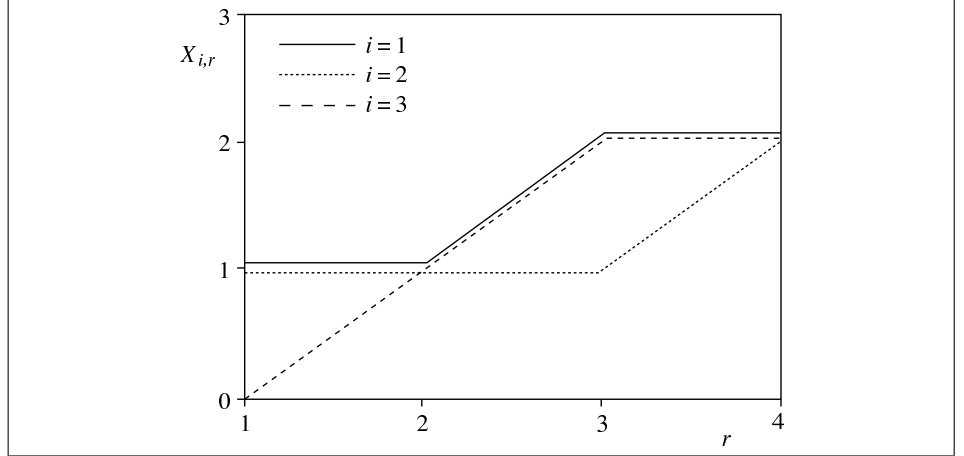
As shown in the previous section, the presence of simple dominance is not enough to justify the good observed performance of *DEBA*. In this section we will review the concept of cumulative dominance and use it to explain, for the binary attribute case, the observed good performance of *DEBA*. Our results are however not restricted to the *DEBA* heuristic. They apply to classes of heuristics which we will call *cumulative dominance compliant* heuristics and *fully cumulative dominance compliant* heuristics, and examples of other heuristics belonging to those classes different from *DEBA* will be given.

4.1. Definitions and basic results

The cumulative profile of an alternative i , $1 \leq i \leq m$, is defined as $X_{i,s} = \sum_{t=1}^s x_{i,t}$, $1 \leq s \leq k$. Cumulative dominance is identical to simple dominance, but applied to the cumulative profile. Alternative i exhibits *cumulative dominance* over alternative j up to attribute r , denoted by $c_r(i, j)$, if and only if $X_{i,s} \geq X_{j,s}$, $1 \leq s \leq r$. Alternative i exhibits cumulative dominance over alternative j if and only if $c_k(i, j)$, i.e. if alternative i exhibits cumulative dominance over alternative j up to attribute k . Graphic 4.1 illustrates cumulative dominance in the binary attribute case. In the graphic, alternative 2 exhibits cumulative dominance over alternative 3 up to attribute 2 and alternative 1 exhibits cumulative dominance over alternatives 2 and 3. It is known that cumulative dominance characterizes optimality for non-increasing weights (Kirkwood and Sarin, 1985):

Proposition 2. $U_i \geq U_j$ for all weights $w_1 \geq w_2 \geq \dots \geq w_k \geq 0$, $\sum_{s=1}^k w_s = 1$ if and only if $c_k(i, j)$.

GRAPHIC 4.1: Alternative profiles illustrating cumulative dominance in the binary attribute case



Proof. Notice that

$$U_i = \sum_{s=1}^k w_s x_{i,s} = \sum_{s=1}^{k-1} (w_s - w_{s+1}) X_{i,s} + w_k X_{i,k}$$

so that

$$U_i - U_j = \sum_{s=1}^{k-1} (w_s - w_{s+1}) (X_{i,s} - X_{j,s}) + w_k (X_{i,k} - X_{j,k})$$

which is necessarily positive if alternative i cumulative dominates alternative j and weights are non-increasing. For the converse, that $\sum_{s=1}^k w_s x_{i,s} \geq \sum_{s=1}^k w_s x_{j,s}$ holds for all weights $w_1 \geq w_2 \geq \dots \geq w_k \geq 0$ implies that it holds for the sets of weights

$$\begin{aligned} (w_1, w_2, \dots, w_k) &= (1, 0, 0, \dots, 0) \\ (w_1, w_2, \dots, w_k) &= \left(\frac{1}{2}, \frac{1}{2}, 0, \dots, 0\right) \\ &\dots \\ (w_1, w_2, \dots, w_k) &= \left(\frac{1}{k}, \frac{1}{k}, \frac{1}{k}, \dots, \frac{1}{k}\right) \end{aligned}$$

yielding $c_r(i, j)$, $1 \leq r \leq k$.

Note that Proposition 2 is not restricted to the binary attribute case.

For $1 \leq r \leq k$, let C_r denote the set of alternatives that exhibit cumulative dominance over any other alternative up to attribute r , i.e.,

$$C_r = \{1 \leq i \leq m : c_r(i, j), 1 \leq j \leq m\} \quad (4.1)$$

Obviously, $C_1 \supset C_2 \supset \dots \supset C_k$. All alternatives in C_r have identical cumulative attribute profiles up to attribute r and, therefore, they have identical attribute profiles up to attribute r . More importantly, if C_k is non-empty, then Proposition 2 guarantees that the alternatives in C_k will have the largest utility. In the example of graphic 4.1, $C_1 = C_2 = \{1, 2\}$ and $C_3 = C_4 = \{1\}$. C_1 will always be non-empty. In the binary attribute case, C_2 will be always non-empty also. This follows by noting that C_2 can only be empty if there exist two alternatives i, j with $x_{i,1} > x_{j,1}$ and $x_{i,1} + x_{i,2} < x_{j,1} + x_{j,2}$, which, being $x_{i,r}$ and $x_{j,r}$ binary, is impossible. In the non-binary attribute case, however, C_2 may well be empty. For $r \geq 3$, there is no guarantee even in the binary attribute case that C_r will be non-empty. Consider for instance the case of two alternatives with attribute profiles $x_{1,1} = 1, x_{1,2} = 0, x_{1,3} = 0$ and $x_{2,1} = 0, x_{2,2} = 1, x_{2,3} = 1$. In that case, we have $C_3 = \emptyset$. We say that a heuristic is *cumulative dominance compliant* if, whenever $C_k \neq \emptyset$, the heuristic chooses an alternative from C_k . Then, according to Proposition 2 we can state:

Theorem 5. *When C_k is non-empty any cumulative dominance compliant heuristic will choose a best alternative.*

Theorem 5 is not restricted to the binary attribute case.

The highest attribute index for which some alternative exhibits cumulative dominance over all other alternatives deserves careful attention. We will denote that index by r^* . Formally,

$$r^* = \max_{1 \leq r \leq k} \{1 \leq r \leq n : C_r \neq \emptyset\} \quad (4.2)$$

By definition, $C_r = \emptyset, r^* < r \leq k$. Of course, C_k is non-empty if and only if $r^* = k$. In the binary attribute case, $r^* \geq 2$. For non-binary attributes, r^* could be equal to 1. A heuristic is said to be *fully cumulative dominance compliant* if it always chooses an alternative from C_{r^*} . Fully cumulative dominance compliance implies cumulative dominance compliance. The motivation by introducing the notion of fully cumulative dominance compliance is that results regarding the loss of those heuristics independent of the weights will be obtained for heuristics satisfying this property.

Consider the *DEBA* heuristic. Let $A_r, 1 \leq r \leq k$ be the set of alternatives selected by the heuristic at its r th step. Remember that A_1

includes the alternatives i with largest $x_{i,1}$: the ones with $x_{i,1} = 1$ if some alternative has attribute 1 value 1 and all if $x_{i,1} = 0$, $1 \leq i \leq m$. A_2 includes the alternatives i in A_1 with largest $x_{i,2}$, and so on. Obviously $A_1 \supset A_2 \supset \dots \supset A_k$. The *DEBA* heuristic selects at random any alternative in $A_k \neq \emptyset$. Informally speaking, an alternative exhibits cumulative dominance over another when it has superior values in more important attributes, possibly followed by inferior values in less important attributes. But *DEBA* eliminates those alternatives that have inferior values in the most important attributes, and hence it will never choose a cumulative dominated alternative. More formally, that *DEBA* is fully cumulative dominance compliant can be easily seen by noting the following important relation between the subsets A_r and C_r , $1 \leq r \leq r^*$:

Proposition 3. $A_r = C_r$, $1 \leq r \leq r^*$.

Proof. That $C_r \subset A_r$, $1 \leq r \leq k$, can be seen by induction on r . Obviously, $C_1 = A_1$. Assume the result holds for $r = s$ and consider the case $r = s + 1$. Let $i \in C_{s+1}$. We have $X_{i,s+1} \geq X_{j,s+1}$, $1 \leq j \leq m$, $j \neq i$. Since $C_{s+1} \subset C_s$, by the induction hypothesis $i \in A_s$. Assume $i \notin A_{s+1}$. Then, there exists an alternative $l \in A_{s+1}$, $l \neq i$, with $x_{l,s+1} > x_{i,s+1}$ and $x_{l,u} = x_{i,u}$, $1 \leq u \leq s$. But this implies $X_{i,s+1} < X_{l,s+1}$ and, therefore, $i \notin C_{s+1}$, a contradiction. That $A_r \subset C_r$ for all r , $1 \leq r \leq r^*$ can be seen by contradiction. Take some r , $1 \leq r \leq r^*$, and an alternative i such that $i \in A_r$ and $i \notin C_r$. Since all alternatives in A_r are identical up to attribute r , this would imply $A_r \cap C_r = \emptyset$, which by $C_r \subset A_r$, implies $C_r = \emptyset$, a contradiction. Thus, $A_r = C_r$ for all r , $1 \leq r \leq r^*$.

Since *DEBA* chooses an alternative from A_k and $A_k \subset A_{r^*} = C_{r^*}$ we have:

Theorem 6. *DEBA fully complies with cumulative dominance.*

DEBA is not alone in the classes of cumulative dominance compliant heuristics and fully cumulative dominance compliant heuristics. An example of a heuristic different from *DEBA* which is cumulative dominance compliant is the *EWn/DEBA* (Equal-Weights $n \leq n \leq k$). That heuristic first selects the alternatives i with largest $X_{i,n}$ and from them selects an alternative using *DEBA*. The *EWn/DEBA* heuristic has as special case ($n = k$) the *EW/DEBA* (Equal-Weights/Deterministic-Elimination-By-Aspects) heuristic and with $n = 2$ reduces to *DEBA* for the binary attribute case. Since no alternative i can cumulatively dominate all others if it does not have largest $X_{i,n}$, the first phase of *EWn/DEBA* will select a superset, A , of C_k . Assume $C_k \neq \emptyset$. Then, C_k will cumulative dominate all alternatives in A and, being *DEBA* cumulative dominance compliant, in the second phase, *EWn/DEBA* will

choose an alternative from C_k , implying that $EW_n/DEBA$ is cumulative dominance compliant. However, $EW_n/DEBA$ is not fully cumulative dominance compliant. Consider, for instance, the case with three attributes and two alternatives with profiles $x_1 = (1, 0, 0)$ and $x_2 = (0, 1, 1)$. In that case, $r^* = 2$, and C_{r^*} contains only alternative 1, but $EW_3/DEBA$ ($EW/DEBA$) will choose alternative 2.

A heuristic different from $DEBA$ which is fully cumulative dominance compliant would be the heuristic which first selects the alternatives in C_{r^*} and, then, selects among those alternatives one with largest $X_{i,k}$. We call that heuristic CDS/EW (Cumulative-Dominance-Selection/Equal-Weights). While more expensive to apply than $DEBA$, CDS/EW is intuitively appealing, since it first maximizes with certainty the part of the utility corresponding to attributes $1, 2, \dots, r^*$, and, then, takes a more global view than $DEBA$ to try to maximize the part of the utility corresponding to the attributes $r^* + 1, \dots, k$, which might be advantageous if r^* is not close to k .

4.2. A lower bound for the probability of choosing a best alternative for cumulative dominance compliant heuristics

Consider any cumulative dominance compliant heuristic. Since alternatives in C_k have the largest utility and, by definition, when $C_k \neq \emptyset$, the heuristic will choose an alternative from C_k . Hence, $[P_B]_{\text{bc}} = P[C_k \neq \emptyset]$ is a lower bound for the probability with which the heuristic will choose a best alternative. Since simple dominance implies cumulative dominance, $C_k \supset D_k$, $P[C_k \neq \emptyset] \geq P[D_k \neq \emptyset]$, and $[P_B]_{\text{bc}}$ might be significantly better (tighter) than $[P_B]_{\text{bs}}$. $[P_B]_{\text{bc}}$ is a lower bound on the probability P_B that a cumulative dominance compliant heuristic will choose a best alternative which only depends on the weights being non-increasing. For a particular set of weights, that lower bound might not be tight. In fact, if the weights are non-compensatory ($w_r \geq \sum_{s=r+1}^k w_s$, $1 \leq r \leq k-2$), then it can be shown that $DEBA$ (Katsikopoulos and Fasolo, in press, Martignon and Hoffrage, 1999, 2002) and $EW/DEBA$ (Hogarth and Karelaia, in press) choose the best alternative with probability one, whereas, as we will see, $[P_B]_{\text{bc}}$ can be far from 1. However, we will show (for the two probabilistic models considered in the working paper) that the lower bound for P_B does not decrease fast with m and k , implying that P_B will not decrease fast with m and k for any cumulative dominance compliant heuristic and providing a first explanation of the observed good performance of $DEBA$. On the other hand, P_B may decrease fast with both m and k for non cumulative dominance compliant heuristics. For

instance, such behavior has been observed (Hogarth and Karelaia, 2003) for the *EW/RAN* (Equal-Weights/Random) heuristic, which chooses at random among the alternatives i with largest $X_{i,k}$.

In this section, we will compute $[P_B]_{\text{lb}c}$ for the two probabilistic models considered in the working paper. Since, as noted, for the binary attribute case, $C_2 \neq \emptyset$, for $k = 2$, $[P_B]_{\text{lb}c} = 1$. We will therefore assume $k \geq 3$. Computation of $[P_B]_{\text{lb}c}$ seems to be significantly harder than computation of $[P_B]_{\text{lb}s}$. Essentially, this is because, in the case $x_{i,r+1} = 0$, $i \in C_r$, whether C_{r+1} is empty or not not only depends on $x_{i,r+1}$, $i \in \{1, 2, \dots, m\} - C_r$. This prevents the use of discrete-parameter Markov chain approaches similar to the ones used in section 3 to compute $[P_B]_{\text{lb}s}$ for the two probabilistic models considered in the working paper. We have taken another approach, which profits from our binary set-up and uses ROBDDs (Reduced Ordered Binary Decision Diagrams). A ROBDD (see Bryant, 1986) is a directed acyclic graph having a single root node and two terminal nodes (leaves), one labeled 0 and another labeled 1, which represents an arbitrary given Boolean function of a given set of binary variables. ROBDDs are called reduced because each node represents a different Boolean function (the root node represents the given Boolean function). They are called ordered because they depend on the ordering of the binary variables. ROBDDs are canonical (unique) representations of Boolean functions which only depend on the ordering of the binary variables. That property has given to ROBDDs many applications, e.g., formal verification of digital circuits. Given a Boolean function $F(x_1, x_2, \dots, x_n)$ of n independent Bernoulli random variables, we can compute $P[F(x_1, x_2, \dots, x_n) = 1]$ by building the ROBDD of $F()$ as a function of x_1, x_2, \dots, x_n and, then, traversing bottom-up the ROBDD. At each step, we obtain the probability that the Boolean function represented by a node is equal to 1 by multiplying the corresponding probability of the 0-edge node by the probability that the binary variable associated with the processed node has value 0, multiplying the corresponding probability of the 1-edge node by the probability that the binary variable has value 1, and adding up those partial results. To build the ROBDD, a Boolean expression for $F()$ as a function of x_1, x_2, \dots, x_n involving basic Boolean functions like NOT, AND, OR is required.

The Boolean function we have to consider to compute $[P_B]_{\text{lb}c}$ is the indicator function of the event $\{C_k \neq \emptyset\}$. For the ZIAC model, the Bernoulli random variables to be considered are $x_{i,s}$, $1 \leq i \leq m$, $1 \leq s \leq k$ and an expression for $F_{m,k}(x_{1,1}, x_{1,2}, \dots, x_{m,1}, \dots, x_{m,k}) = \mathbf{1}_{C_k \neq \emptyset}$ is:

$$F_{m,k}(x_{1,1}, \dots, x_{1,r}, \dots, x_{m,1}, \dots, x_{m,r}) = \bigvee_{i=1}^m \bigwedge_{\substack{j=1 \\ j \neq i}}^m \bigwedge_{s=1}^k \mathbf{1}_{X_{i,s} \geq X_{j,s}}$$

where the indicator functions $\mathbf{1}_{X_{i,s} \geq X_{j,s}}$ can be expressed in terms of the Bernoulli random variables $x_{i,t}$, $1 \leq i \leq m$, $1 \leq t \leq s$ using standard implementations of binary adders and binary comparators. For the PIAC model, the Bernoulli random variables to be considered are z_i , $1 \leq i \leq m$, and $y_{i,s}^0, y_{i,s}^1$, $1 \leq i \leq m$, $1 \leq s \leq k$ and an expression for $F_{m,k}(z_1, \dots, z_m, y_{1,1}^0, \dots, y_{m,r}^0, y_{1,1}^1, \dots, y_{m,r}^1) = \mathbf{1}_{C_k \neq \emptyset}$ is:

$$F_{m,r}(z_1, \dots, z_m, y_{1,1}^0, \dots, y_{m,r}^0, y_{1,1}^1, \dots, y_{m,r}^1) = \bigvee_{i=1}^m \bigwedge_{\substack{j=1 \\ j \neq i}}^m \bigwedge_{s=1}^k \mathbf{1}_{X_{i,s} \geq X_{j,s}}$$

$$x_{i,s} = (1 - z_i) \wedge y_{i,s}^0 \vee z_i \wedge y_{i,s}^1$$

where the indicator functions $\mathbf{1}_{X_{i,s} \geq X_{j,s}}$ can be expressed in terms of the Boolean functions $x_{i,t}$, $1 \leq i \leq m$, $1 \leq t \leq s$ using standard implementations of binary adders and binary comparators.

The computational cost of the ROBDD based method is mainly determined by the size (number of nodes) of the resulting ROBDD. It is also affected by the peak number of reserved nodes. The ROBDD of the function is built (Bryant, 1986) by traversing the description of the Boolean function in terms of basic Boolean functions such as NOT, AND and OR functions and combining the ROBDDs of the nodes of that description. Then, the peak number of reserved nodes is the maximum sum of the nodes in the ROBDDs which have to be held during the process. The size of the ROBDD depends on the ordering chosen for the variables on which the function depends and can be reduced by using ROBDDs with complement edges (Brace *et al.*, 1990). The variable ordering is typically chosen using heuristics based on the Boolean description of the function. We have used the topology heuristic (Nikolskaia *et al.*, 1998) with good results. Using that heuristic and ROBDDs with complement 0-edges, we have been able to compute the probabilities $P_C(r)$ for values of m and k as large as 10. As expected, the size of the ROBDDs increased with both m and r . For $m = 10$ and $k = 10$, the ROBDD for the ZIAC model had 320,558 nodes and its construction resulted in a peak number of reserved nodes of 5,182,179. For the PIAC model, the corresponding ROBDDs were a bit larger. For $m = 10$ and $k = 10$, the ROBDD had 681,216 nodes and its construction resulted in a peak number of reserved nodes of 11,639,367. To build the ROBDDs we used the CU Decision Diagram Package (CU 2005).

Graphic 4.2 plots $[P_B]_{\text{bc}}$, for values of k ranging from 3 to 10 and values of m ranging from 2 to 10, for the ZIAC model for $p = 0.2, 0.5, 0.8$

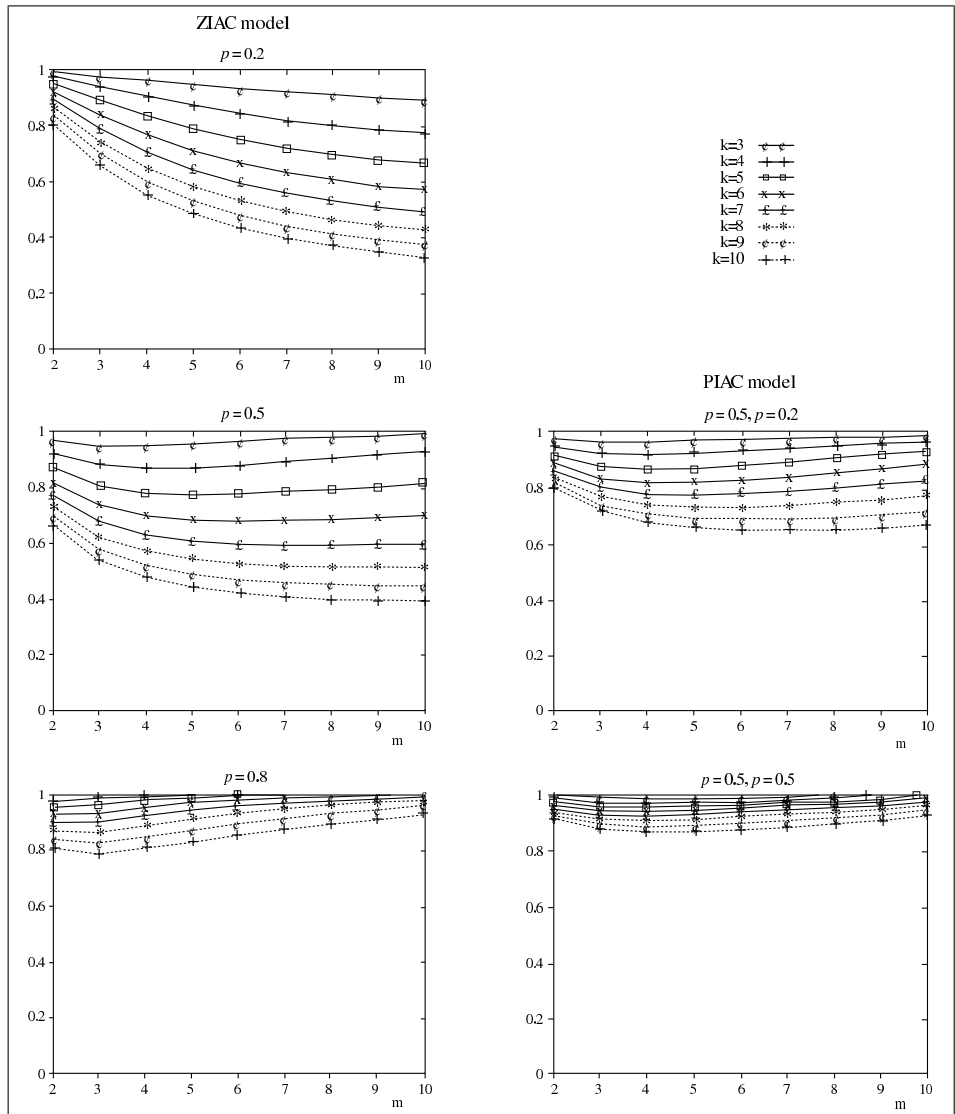
and for the PIAC model for $p = 0.5$ and $\rho = 0.0, 0.2, 0.5$. We can note that in all cases $[P_B]_{\text{lb}c}$ is significantly larger than $[P_B]_{\text{lb}s}$ (graphic 3.2). As $[P_B]_{\text{lb}s}$, for a fixed number of alternatives m , $[P_B]_{\text{lb}c}$ decreases with k but, contrary to $[P_B]_{\text{lb}s}$, $[P_B]_{\text{lb}c}$ never decreases fast with k . As for $[P_B]_{\text{lb}s}$, for fixed k , there exists a turning point, m^* , for m before which $[P_B]_{\text{lb}c}$ decays with m and beyond which $[P_B]_{\text{lb}c}$ increases with m . The explanation of the existence of those turning points is similar to the explanation of the corresponding turning points for $[P_B]_{\text{lb}s}$ but in terms of cumulative dominance instead of in terms of simple dominance. For fixed k and m , the values of $[P_B]_{\text{lb}c}$ improve (increase) with the average quality of the alternatives (higher p) and with a positive inter-attribute correlation (higher ρ). It is noteworthy that $[P_B]_{\text{lb}c}$ is very close to 1 when either the alternatives have good average quality (ZIAC model, $p = 0.8$) or there exists strong positive correlation among the attribute values of a given alternative (PIAC model, $p = 0.5, \rho = 0.5$). In those cases, the presence of cumulative dominance is enough to explain a very good performance of any cumulative dominance compliant heuristic, including, of course, *DEBA*. It is also noteworthy that, contrary to $[P_B]_{\text{lb}s}$ and contrary to intuition, $[P_B]_{\text{lb}c}$ has a significant value even when the alternatives have a poor quality and there does not exist any positive correlation among the values of the attributes of a given alternative (ZIAC model, $p = 0.2$).

4.3. An upper bound for the expected loss of fully cumulative dominance compliant heuristics

The probability that a heuristic chooses a best alternative is an important metric of the performance of the heuristic. Guaranteeing that probability will be close to 1 certainly shows that the heuristic is a good heuristic. The expected loss of the heuristic, i.e. the expected difference between the utility of a best alternative and the utility of the alternative chosen by the heuristic is another relevant metric, which is specially useful when the probability of chosen a best alternative is not close to 1. The reason is simple: in many cases, we would be content with a non-best alternative as far as its utility is reasonably close to the utility of a best alternative. With that motivation, in this section, we will derive, for the two probabilistic models under consideration, an upper bound for the expected loss of any fully cumulative compliant heuristic, including, of course, *DEBA*. Since for $k = 2$ any fully cumulative dominance compliant heuristic will choose a best alternative with probability 1, and, therefore, the expected loss will be 0, we will assume $k \geq 3$.

Let b the alternative chosen by the heuristic. Then, the loss of the

GRAPHIC 4.2: $[P_B]_{bc}$ for the ZIAC model (left) for several values of p and the PIAC model (right) for $p = 0.5$ and several values of ρ



heuristic is

$$L = \max_{1 \leq i \leq m} U_i - U_b \quad (4.3)$$

We will derive an upper bound for L as a function of r^* . Note that L is a random variable. The upper bound for the expected loss will follow by conditioning on r^* and taking expectations.

Since the heuristic is fully cumulative dominance compliant, we know that $b \in C_{r^*}$. Let i be any other alternative. Compared to b , how much better can j be? To answer that question, it is useful to consider the following formulation for the utility of an alternative $U_i = \sum_{s=1}^k w_s x_{i,s}$ in terms of its cumulative profile.

$$U_i = \sum_{s=1}^{k-1} (w_s - w_{s+1}) X_{i,s} + w_k X_{i,k}$$

According to this formulation, given a set of weights, the highest loss occurs when the cumulative profile of i meets the following two conditions: 1) $X_{i,s} = X_{b,s}$, $1 \leq s \leq r^*$ (since $b \in C_{r^*}$, $X_{i,s} \leq X_{b,s}$, $1 \leq s \leq r^*$), 2) $X_{i,s} = X_{b,s} + (s - r^*)$, $r^* + 1 \leq s \leq k$ (which is possible, since all $x_{i,s}$, $r^* + 1 \leq s \leq k$ could be 1 and all $x_{b,s}$, $r^* + 1 \leq s \leq k$ could be 0). Thus, for a given set of weights,

$$L \leq \sum_{s=r^*+1}^{k-1} (w_s - w_{s+1})(s - r^*) + w_k(k - r^*) = \sum_{s=r^*+1}^k w_s$$

To find an upper bound for L independent of the weights, it remains to maximize $\sum_{s=r^*+1}^k w_s$ subject to the restrictions which the w_s , $r^* + 1 \leq s \leq k$ have to satisfy. The restrictions are (the last one comes from $w_1 \geq w_2 \geq \dots \geq w_{r^*+1}$ and $\sum_{s=1}^k w_s = 1$):

$$\begin{aligned} w_k &\geq 0 \\ w_{s-1} &\geq w_s, \quad r^* + 2 \leq s \leq k \\ (r^* + 1)w_{r^*+1} + \sum_{s=r^*+2}^k w_s &\leq 1 \end{aligned}$$

This is a linear programming problem with bounded domain and, as it is well known, the maximum occurs at some vertex of the polyhedron

defined by the restrictions. The vertices of the polyhedron are

$$\begin{aligned}
 (w_{r^*+1}, w_{r^*+2}, w_{r^*+3}, \dots, w_k) &= (0, 0, 0, \dots, 0) \\
 (w_{r^*+1}, w_{r^*+2}, w_{r^*+3}, \dots, w_k) &= \left(\frac{1}{r^*+1}, 0, 0, \dots, 0 \right) \\
 (w_{r^*+1}, w_{r^*+2}, w_{r^*+3}, \dots, w_k) &= \left(\frac{1}{r^*+2}, \frac{1}{r^*+2}, 0, \dots, 0 \right) \\
 &\dots \\
 (w_{r^*+1}, w_{r^*+2}, w_{r^*+3}, \dots, w_k) &= \left(\frac{1}{k}, \frac{1}{k}, \frac{1}{k}, \dots, \frac{1}{k} \right)
 \end{aligned}$$

and, therefore, the maximum is

$$\max_{r^*+1 \leq s \leq k} \frac{s - r^*}{s} = \frac{k - r^*}{k}$$

Then, we can state the following result:

Theorem 7. *Any heuristic that fully complies with cumulative dominance will have a loss with respect to a best alternative upper bounded by $(k - r^*)/k$.*

Note that the upper bound for the loss given by Theorem 7 is not restricted to the binary attribute case.

Recall that for $n > 3$, $EWn/DEBA$ is not fully cumulative dominance compliant. Hence, the upper bound on the expected loss does not apply. Considering again the example with $k = 3$ and $m = 2$ given by $x_1 = (1, 0, 0)$ and $x_2 = (0, 1, 1)$, the maximum loss guaranteed by any heuristics that fully complies with cumulative dominance is $(k - r^*)/k = 1/3$. $DEBA$ chooses alternative 1 and, as expected, the maximum loss in the most pessimistic weight scenario ($w_1 = w_2 = w_3 = 1/3$) is given by $L = U_2 - U_1 = 1/3$. In contrast, $EW3/DEBA$ chooses alternative 2, and for appropriate weights ($w_1 = 1 - 2\varepsilon$, $w_2 = w_3 = \varepsilon$), this choice may yield a loss of $L = U_1 - U_2 = 1 - 4\varepsilon \approx 1$.

As noted, in the binary attribute case $2 \leq r^* \leq k$. Let $P(r) = P[r^* = r]$, $2 \leq r \leq k$. Then, conditioning on the value of r^* and taking expectations:

$$E[L] = \sum_{r=2}^k P(r) E[L | r^* = r]$$

and using Theorem 7, for any fully cumulative dominance compliant

heuristic:

$$E[L] \leq \sum_{r=2}^{k-1} P(r) \frac{k-r}{k}$$

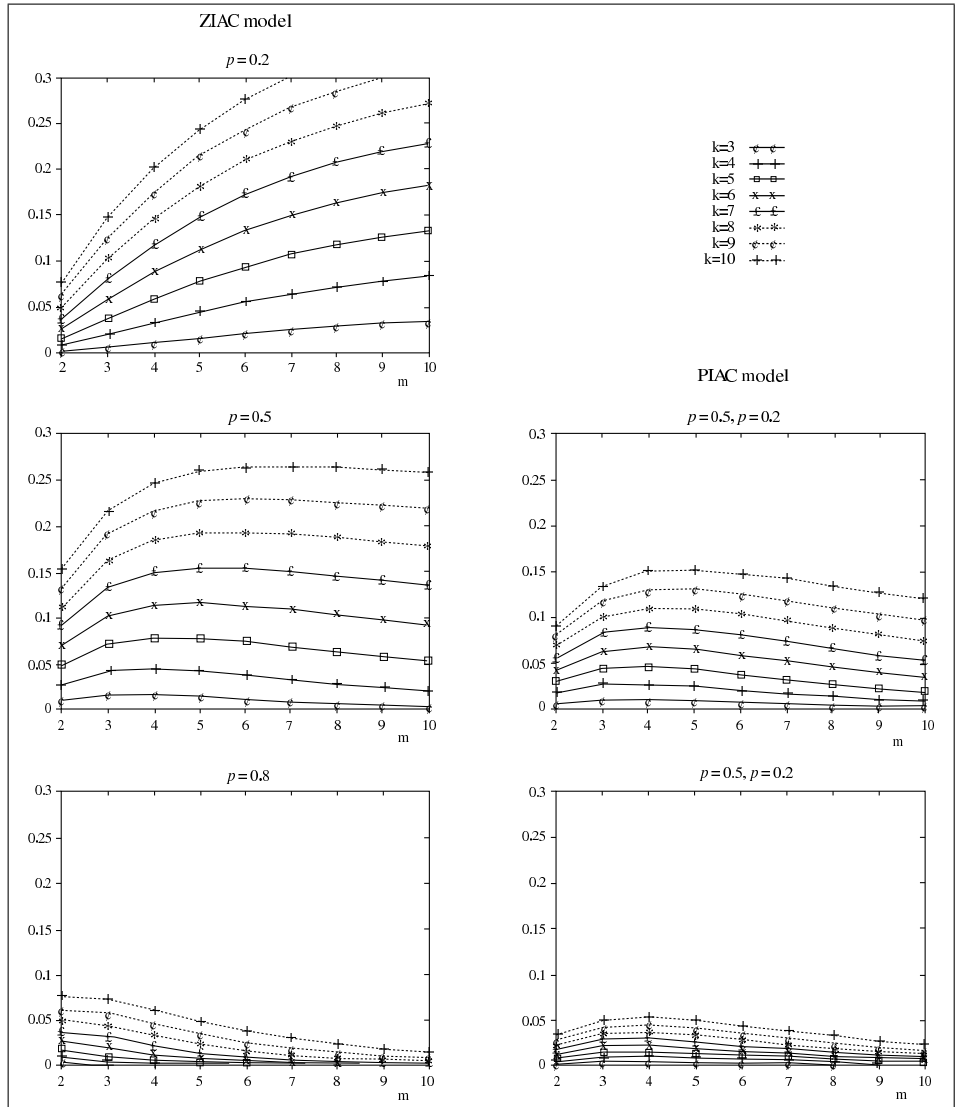
This is the sought upper bound for the expected loss. Let us call it $[E[L]]_{\text{ub}}$. It remains to discuss a procedure for computing $P(r)$, $2 \leq r \leq k-1$ for the two considered probabilistic models. Let $Q(r) = P[r^* \geq r]$. We have

$$P(r) = Q(r) - Q(r+1), \quad 2 \leq r \leq k-1$$

Since $r^* \geq 2$, $Q(2) = 1$. The $Q(r)$, $3 \leq r \leq k$ required to compute $P(r)$, $2 \leq r \leq k-1$ can be obtained, noting that $Q(r) = P[C_r \neq \emptyset]$, using the ROBDD approaches described in section 4.2. for the computation of $[P_B]_{\text{lb}} = Q(k)$ for the ZIAC and the PIAC probabilistic models with the index k replaced by the index r .

Graphic 4.3 plots $[E[L]]_{\text{ub}}$, for values of k ranging from 3 to 10 and values of m ranging from 2 to 10, for the ZIAC model for $p = 0.2, 0.5, 0.8$ and for the PIAC model for $p = 0.5$ and $\rho = 0.0, 0.2, 0.5$. For fixed number of alternatives m , $[E[L]]_{\text{ub}}$ increases with k , but in no case does so fast. For fixed k , there exist a turning point m^* before which $[E[L]]_{\text{ub}}$ increases with m and beyond which $[E[L]]_{\text{ub}}$ decreases with m . Not surprisingly, the value of $[E[L]]_{\text{ub}}$ is very small when either the alternatives have good average quality (ZIAC model, $p = 0.8$) or there exist strong positive inter-attribute correlation (PIAC model, $p = 0.5, \rho = 0.5$). The values of $[E[L]]_{\text{ub}}$ are reasonably small in the presence of a moderate positive inter-attribute correlation (PIAC model, $p = 0.5, \rho = 0.2$) and are moderate in all cases. Those observations complete the explanation of the observed good performance of *DEBA* and make that good performance extensible to any fully cumulative dominance compliant heuristic.

GRAPHIC 4.3: $[E[L]]_{ub}$ for the ZIAC model (left) for several values of p and the PIAC model (right) for $p = 0.5$ and several values of ρ



5. Final Remarks and Conclusions

USING the cumulative dominance concept we have justified, for the binary attribute case and for two probabilistic models, the observed good performance of the *DEBA* heuristic. The results obtained in the working paper are applicable to any cumulative dominance compliant heuristic and any fully cumulative dominance compliant heuristic and examples of heuristics in those classes different from *DEBA* have been given. Our results can be used to bound the performance of those heuristics independently of the particular values of the weights, which are unknown. Our computational procedures are feasible for quite large values of m and k (we have given results for m up to 10 and k up to 10). Previous studies concerning the performance of *DEBA* and *EWn/DEBA* (Hogarth and Karelaia 2003) used simpler enumeration approaches and were restricted to the ZIAC model with $p = 0.5$ and more modest values of m and k (m up to 5 and k up to 5).

Our study is one more step in the direction of reducing the descriptive–prescriptive gap in multi-attribute decision making. We have shown that *DEBA* and other related heuristics achieve a good performance in the binary attribute setting with a moderate number of attributes. This strongly supports the insight that *the key* managerial skill is to identify and rank the most relevant attributes or factors. Efforts to specify exact values of weights and/or use a informational-intensive decision procedures may have a minor return and be justified only for a small fraction of decisions (Keeney, 2004). Since much may not be lost by the binary encoding of attribute values (Hogarth and Karelaia, 2005b), our results can also justify good performance of *DEBA* and related heuristics when the attribute are continuous random variables.

Our analysis can be extended in several directions. First, it would be interesting to analyze the impact of a negative inter-attribute correlation. However, whereas this can be introduced in several ways, it is not a simple task. Another, obvious, direction is the consideration of probabilistic models in which attributes are continuous random variables, possibly correlated. Another possibility is the consideration of different scenarios

for the available knowledge about the values of the weights w_i , $1 \leq i \leq k$ (see Barron, 1992). Our analysis has been restricted to the case of non-increasing weights. A possible extension is to consider the case where the relative ranking of the first q weights is not known, i.e.

$w_1, w_2, \dots, w_q \geq w_{q+1} \geq \dots \geq w_k \geq 0$. Picking up $q = 1$ puts us in the non-increasing weights scenario assumed in the paper, which is optimally characterized by cumulative dominance. Picking up $q = k$ puts us in the non-negative weights scenario, which is optimally characterized by simple dominance. It is easy to check that the more general scenario is optimally characterized by q -dominance: an alternative i exhibits q -dominance over another alternative j if and only if $d_r(i, j)$ for all r , $1 \leq r \leq q$ and $c_r(i, j)$ for all r , $q + 1 \leq r \leq k$. Using the q -dominance concept we could derive in a similar way as it has been done in the paper performance measures for *q-dominance compliant* heuristics and *fully q-dominance compliant* heuristics. All those extensions are expected to be the subject of future work.

References

- BARRON, F. (1992): “Selecting a Best Multiattribute Alternative with Partial Information about Attribute Weights”, *Acta Psychologica*, 80(1-3), 91–103.
- BRACE, K. S., R. L. RUDELL and R. E. BRYANT (1990): “Efficient Implementation of a BDD Package”, in *Proc. 27th ACM/IEEE Design Automation Conference*, 40–57.
- BRÖEDER, A. (2000): “Assessing the empirical validity of the ‘Take-The-Best’ heuristic as a model of human probabilistic inference”, *Journal of Experimental Psychology: Learning Memory, and Cognition*, 26(5), 1332–1346.
- BRYANT, R. E. (1986): “Graph-based Algorithms for Boolean Function Manipulation”, *IEEE Transactions on Computers*, C-35(6), 677–691.
- CUDD (2005): “CUDD: CU Decision Diagram Package Release 2.4.1.”, Available at <http://vlsi.colorado.edu/~fabio/CUDD/cuddIntro.html>.
- CZERLINSKI, J., G. GIGERENZER and D. G. GOLDSTEIN (1999): *How good are simple heuristics?*, 97–118, Oxford University Press, New York.
- DAWES, R. M. and B. CORRIGAN (1974): “Linear models in decision making”, *Psychological Bulletin*, 81(2), 95–106.
- EINHORN, H. J. and R. M. HOGARTH (1975): “Unit Weighting Schemes for Decision Making”, *Organizational Behavior and Human Performance*, 13(2), 171–192.
- GIGERENZER, G. and D. GOLDSTEIN (1996): “Reasoning the Fast and Frugal Way: Models of Bounded Rationality”, *Psychological Review*, 103(4), 650–669.
- P. M. TODD and "THE ABC RESEARCH GROUP" (1999): *Simple heuristics that make us smart*, Oxford University Press, New York.
- HOGARTH, R. M. and N. KARELAIA (2003a): “Regions of Rationality: Maps for Bounded Agents”, Discussion Paper DEE working paper 828, Universitat Pompeu Fabra, Barcelona.
- (2003b): “Take-the-Best and other Simple Strategies: Why and When they Work in Binary Choice”, Discussion Paper DEE working paper 709, Universitat Pompeu Fabra, Barcelona.
- (2005): “Ignoring Information in Binary Choice with Continuous Variables: When is less more?”, *Journal of Mathematical Psychology*, 49(2), 115–124.
- (in press): “Simple Models for Multi-attribute Choice with Many Alternatives: When it Does and Does not Pay to Face Tradeoffs with Binary Attributes”, *Management Science*.
- HSEE, C. and Y. ROTTENSTREICH (2004): “Music, Pandas, and Muggers: On the Affective Psychology of Value”, *Journal of Experimental Psychology*, 133(1), 23–30.
- KATSIKOPOULOS, K. and B. FASOLO (in press): “New Tools for Decision Analysts”, *IEEE Transactions on Systems, Man, and Cybernetics Part A: Systems and Humans*.
- and L. MARTIGNON (2003): “Paired comparisons: Ordering or adding attributes?”, Discussion paper, Max-Planck Institute for Human Development, Berlin.
- KEENEY, R. L. (2004): “Making Better Decision Makers”, *Decision Analysis*, 1(4), 193–204.
- and H. RAIFFA (1993): *Decisions with multiple objectives: Preferences and value tradeoffs*. Cambridge University Press, Cambridge.
- KIRKWOOD, C. W. and R. K. SARIN (1985): “Ranking with Partial Information: A Method and an Application”, *Operations Research*, 33(1), 38–48.

- MARTIGNON, L. and U. HOFFRAGE (1999): *Why Does One-reason Decision Making Work? A Case Study in Ecological Rationality*, 119–140. Oxford University Press, New York.
- (2002): “Fast, Frugal, and Fit: Simple Heuristics for Paired Comparison”, *Theory and Decision*, 52, 29–71.
- NEWELL, B. R. and D. R. SHANKS (2003): “Take the Best or Look at the Rest? Factors Influencing One-reason Decision Making”, *Journal of Experimental Psychology: Learning, Memory, and Cognition*, 29(1), 53–65.
- N. J. WESTON and D. R. SHANKS (2003): “Empirical Tests of a Fast-and-Frugal Heuristic: Not Everyone Takes-the-Best”, *Organizational Behavior and Human Decision Processes*, 91(1), 82–96.
- NIKOLSKAIA, M., A. RAUZY and D. J. SHERMAN (1999): “Almana: A BDD Minimization Tool Integrating Heuristic and Rewriting Methods”, in *Springer-Verlag LNCS 1522, 2nd Intl. Conf. on Formal Methods in Computer-Aided Design*, 100–114.
- PAYNE, J. W., J. R. BETTMAN and E. J. JOHNSON (1993): *The adaptive decision maker*, Cambridge University Press, New York.
- TVERSKY, A. (1972): “Elimination by Aspects: A Theory of Choice”, *Psychological Review*, 79(4), 281–299.

Proofs

Proof of Theorem 1 That $Y_0^G = (|G|, m - |G|)$ is by definition. We will compute the probabilities $P[Y_1^G = (j^g, j^b) | Y_0^G = (|G|, m - |G|)]$, $(j^g, j^b) \in \{(i, j), 0 \leq i \leq |G|, 0 \leq j \leq m - |G|\}$ and the probabilities $P[Y_{r+1}^G = (j^g, j^b) | Y_r^G = (i^g, i^b) \wedge Y_{r-1}^G = (i_{r-1}^g, i_{r-1}^b) \wedge \dots \wedge Y_1^G = (i_1^g, i_1^b) \wedge Y_0^G = (|G|, m - |G|)]$, $(i_1^g, i_1^b), \dots, (i_{r-1}^g, i_{r-1}^b), (i^g, i^b), (j^g, j^b) \in \{(i, j), 0 \leq i \leq |G|, 0 \leq j \leq m - |G|\}$. It will turn out that the former are equal to $Q_{(|G|, m - |G|), (j^g, j^b)}$ and the latter only depend on (i^g, i^b) and (j^g, j^b) and are equal to $Q_{(i^g, i^b), (j^g, j^b)}$, thus proving that $Y^G = \{Y_r^G; 0 \leq r \leq k\}$ is an homogeneous discrete-parameter Markov chain (with truncated parameter) with one-step transition probabilities $Q_{(i^g, i^b), (j^g, j^b)}$.

Since $Y_0^G = (|G|, m - |G|)$ with probability 1, $P[Y_1^G = (j^g, j^b) | Y_0^G = (|G|, m - |G|)] = P[Y_1^G = (j^g, j^b)]$. First, $Y_1^G = (|G|, m - |G|)$ if and only if all alternatives have same attribute 1 value. Then, $P[Y_1^G = (|G|, m - |G|) | Y_0^G = (|G|, m - |G|)] = p_h^{|G|} p_l^{m - |G|} + (1 - p_h)^{|G|} (1 - p_l)^{m - |G|}$. Second, $Y_1^G = (j^g, j^b)$, $0 \leq j^g \leq |G|$, $0 \leq j^b \leq m - |G|$, $(j^g, j^b) \neq (0, 0)$, $(j^g, j^b) \neq (|G|, m - |G|)$ if and only if j^b of the $|G|$ good alternatives have attribute 1 value 1, the remaining $|G| - j^g$ good alternatives have attribute 1 value 0, j^b of the $m - |G|$ bad alternatives have attribute 1 value 1, and the remaining $m - |G| - j^b$ bad alternatives have attribute 1 value 0. Then, $P[Y_1^G = (j^g, j^b) | Y_0^G = (|G|, m - |G|)] = \binom{|G|}{j^g} p_h^{j^g} (1 - p_h)^{|G| - j^g} \binom{m - |G|}{j^b} p_l^{j^b} (1 - p_l)^{m - |G| - j^b}$, $0 \leq j^b \leq m - |G|$, $(j^g, j^b) \neq (0, 0)$, $(j^g, j^b) \neq (|G|, m - |G|)$. Finally, Y_1^G cannot be $(0, 0)$. Then, $P[Y_1^G = (0, 0) | Y_0^G = (|G|, m - |G|)] = 0$.

Let $0 < r < k$. Assume $(i^g, i^b) = (0, 0)$. Thus, $D_r^g = D_r^b = \emptyset$. Since $D_{r+1}^g \subset D_r^g$ and $D_{r+1}^b \subset D_r^b$, $D_{r+1}^g = D_{r+1}^b = \emptyset$, implying $P[Y_{r+1}^G = (0, 0) | Y_r^G = (0, 0) \wedge Y_{r-1}^G = (i_{r-1}^g, i_{r-1}^b) \wedge \dots \wedge Y_1^G = (i_1^g, i_1^b) \wedge Y_0^G = (|G|, m - |G|)] = 1$ and $P[Y_{r+1}^G = (j^g, j^b) | Y_r^G = (0, 0) \wedge Y_{r-1}^G = (i_{r-1}^g, i_{r-1}^b) \wedge \dots \wedge Y_1^G = (i_1^g, i_1^b) \wedge Y_0^G = (|G|, m - |G|)] = 0$, $0 \leq j^g \leq |G|$, $0 \leq j^b \leq m - |G|$, $(j^g, j^b) \neq (0, 0)$. Assume $(i^g, i^b) \neq (0, 0)$. Thus, $|D_r^g| = i^g$ and $|D_r^b| = i^b$. The values of $|D_{r+1}^g|$ and $|D_{r+1}^b|$ depend on $|D_r^g| = i^g$ and $|D_r^b| = i^b$ and the values of the attributes $r + 1$ of the alternatives as follows. First, $D_{r+1}^b \subset D_r^b$ and $D_{r+1}^g \subset D_r^g$ imply $|D_{r+1}^g| \leq |D_r^g| = i^g$ and $|D_{r+1}^b| \leq |D_r^b| = i^b$ and,

then, $P[Y_{r+1}^G = (j^g, j^b) | Y_r^G = (i^g, i^b) \wedge Y_{r-1}^G = (i_{r-1}^g, i_{r-1}^b) \wedge \dots \wedge Y_1^G = (i_1^g, i_1^b) \wedge Y_0^G = (|G|, m - |G|)] = 0$, $i^g \leq j^g \leq |G|$, $i^b \leq j^b \leq m - |G|$, $(j^g, j^b) \neq (i^g, i^b)$. Second, for $(i^g, i^b) \neq (|G|, m - |G|)$, $|D_{r+1}^g| = 0$ and $|D_{r+1}^b| = 0$ if and only if all alternatives in D_r^g have attribute $r + 1$ value 0, all alternatives in D_r^b have attribute $r + 1$ value 0, and some alternative in $\{1, 2, \dots, m\} - D_r^g - D_r^b$ has attribute $r + 1$ value 0. Then, $P[Y_{r+1}^G = (0, 0) | Y_r^G = (i^g, i^b) \wedge Y_{r-1}^G = (i_{r-1}^g, i_{r-1}^b) \wedge \dots \wedge Y_1^G = (i_1^g, i_1^b) \wedge Y_0^G = (|G|, m - |G|)] = (1 - p_h)^{i^g} (1 - p_l)^{i^b} [1 - (1 - p_h)^{|G| - i^g} (1 - p_l)^{m - |G| - i^b}]$. Third, $|D_{r+1}^g|$ and $|D_{r+1}^b|$ will have values j^g and j^b , respectively, $0 \leq j^g \leq i^g$, $0 \leq j^b \leq i^b$, $(j^g, j^b) \neq (0, 0)$, $(j^g, j^b) \neq (i^g, i^b)$ if and only if j^b alternatives in D_r^g have attribute $r + 1$ value 1, the remaining $i^b - j^b$ alternatives in D_r^g have attribute $r + 1$ value 0, j^b alternatives in D_r^b have attribute $r + 1$ value 1, and the remaining $i^b - j^b$ alternatives in D_r^b have attribute $r + 1$ value 0. Then,

$P[Y_{r+1}^G = (j^g, j^b) | Y_r^G = (i^g, i^b) \wedge Y_{r-1}^G = (i_{r-1}^g, i_{r-1}^b) \wedge \dots \wedge Y_1^G = (i_1^g, i_1^b) \wedge Y_0^G = (|G|, m - |G|)] = \binom{i^g}{j^g} p_h^{j^g} (1 - p_h)^{i^g - j^g} \binom{i^b}{j^b} p_l^{j^b} (1 - p_l)^{i^b - j^b}$, $0 \leq j^g \leq i^g$, $0 \leq j^b \leq i^b$, $(j^g, j^b) \neq (0, 0)$, $(j^g, j^b) \neq (i^g, i^b)$. Finally, $|D_{r+1}^g|$ will have value i^g and $|D_{r+1}^b|$ will have value i^b if and only if either all alternatives in $D_r^g \cup D_r^b$ have attribute $r + 1$ value 1 or all alternatives have attribute $r + 1$ value 0. Then,

$$P[Y_{r+1}^G = (i^g, i^b) | Y_r^G = (i^g, i^b) \wedge Y_{r-1}^G = (i_{r-1}^g, i_{r-1}^b) \wedge \dots \wedge Y_1^G = (i_1^g, i_1^b) \wedge Y_0^G = (|G|, m - |G|)] = p_h^{i^g} p_l^{i^b} + (1 - p_h)^{|G|} (1 - p_l)^{m - |G|}.$$

Proof of Theorem 3 That $Y_0^G = (|G|, m - |G|)$ is by definition. We will compute the probabilities $P[Y_1^G = (j^g, j^b) | Y_0^G = (|G|, m - |G|)]$, $(j^g, j^b) \in \{(i, j), 0 \leq i \leq |G|, 0 \leq j \leq m - |G|\}$ and the probabilities $P[Y_{r+1}^G = (j^g, j^b) | Y_r^G = (i^g, i^b) \wedge Y_{r-1}^G = (i_{r-1}^g, i_{r-1}^b) \wedge \dots \wedge Y_1^G = (i_1^g, i_1^b) \wedge Y_0^G = (|G|, m - |G|)]$, $(i_1^g, i_1^b), \dots, (i_{r-1}^g, i_{r-1}^b), (i^g, i^b), (j^g, j^b) \in \{(i, j), 0 \leq i \leq |G|, 0 \leq j \leq m - |G|\}$. It will turn out that the former are equal to $Q_{(|G|, m - |G|), (j^g, j^b)}$ and the latter only depend on (i^g, i^b) and (j^g, j^b) and are equal to $Q_{(i^g, i^b), (j^g, j^b)}$, thus proving that $Y^G = \{Y_r^G; 0 \leq r \leq k\}$ is an homogeneous discrete-parameter Markov chain (with truncated parameter) with one-step transition probabilities $Q_{(i^g, i^b), (j^g, j^b)}$.

Since $Y_0^G = (|G|, m - |G|)$ with probability 1, $P[Y_1^G = (j^g, j^b) | Y_0^G = (|G|, m - |G|)] = P[Y_1^G = (j^g, j^b)]$. First, $Y_1^G = (|G|, m - |G|)$ if and only if all alternatives have same attribute 1 value. Then, $P[Y_1^G = (|G|, m - |G|) | Y_0^G = (|G|, m - |G|)] = p_h^{|G|} p_l^{m - |G|} + (1 - p_h)^{|G|} (1 - p_l)^{m - |G|}$. Second, $Y_1^G = (j^g, j^b)$, $0 \leq j^g \leq |G|$, $0 \leq j^b \leq m - |G|$, $(j^g, j^b) \neq (0, 0)$, $(j^g, j^b) \neq (|G|, m - |G|)$ if and only if j^b of the $|G|$ good alternatives have attribute 1 value 1, the remaining $|G| - j^g$ good alternatives have attribute 1 value 0, j^b of the $m - |G|$ bad

alternatives have attribute 1 value 1, and the remaining $m - |G| - j^b$ bad alternatives have attribute 1 value 0. Then, $P[Y_1^G = (j^g, j^b) | Y_0^G = (|G|, m - |G|)] = \binom{|G|}{j^g} p_h^{j^g} (1 - p_h)^{|G| - j^g} \binom{m - |G|}{j^b} p_l^{j^b} (1 - p_l)^{m - |G| - j^b}$, $0 \leq j^b \leq m - |G|$, $(j^g, j^b) \neq (0, 0)$, $(j^g, j^b) \neq (|G|, m - |G|)$. Finally, Y_1^G cannot be $(0, 0)$. Then, $P[Y_1^G = (0, 0) | Y_0^G = (|G|, m - |G|)] = 0$.

Let $0 < r < k$. Assume $(i^g, i^b) = (0, 0)$. Thus, $D_r^g = D_r^b = \emptyset$. Since $D_{r+1}^g \subset D_r^g$ and $D_{r+1}^b \subset D_r^b$, $D_{r+1}^g = D_{r+1}^b = \emptyset$, implying $P[Y_{r+1}^G = (0, 0) | Y_r^G = (0, 0) \wedge Y_{r-1}^G = (i_{r-1}^g, i_{r-1}^b) \wedge \dots \wedge Y_1^G = (i_1^g, i_1^b) \wedge Y_0^G = (|G|, m - |G|)] = 1$ and $P[Y_{r+1}^G = (j^g, j^b) | Y_r^G = (0, 0) \wedge Y_{r-1}^G = (i_{r-1}^g, i_{r-1}^b) \wedge \dots \wedge Y_1^G = (i_1^g, i_1^b) \wedge Y_0^G = (|G|, m - |G|)] = 0$, $0 \leq j^g \leq |G|$, $0 \leq j^b \leq m - |G|$, $(j^g, j^b) \neq (0, 0)$. Assume $(i^g, i^b) \neq (0, 0)$. Thus, $|D_r^g| = i^g$ and $|D_r^b| = i^b$. The values of $|D_{r+1}^g|$ and $|D_{r+1}^b|$ depend on $|D_r^g| = i^g$ and $|D_r^b| = i^b$ and the values of the attributes $r + 1$ of the alternatives as follows. First, $D_{r+1}^b \subset D_r^b$ and $D_{r+1}^g \subset D_r^g$ imply $|D_{r+1}^g| \leq |D_r^g| = i^g$ and $|D_{r+1}^b| \leq |D_r^b| = i^b$ and, then, $P[Y_{r+1}^G = (j^g, j^b) | Y_r^G = (i^g, i^b) \wedge Y_{r-1}^G = (i_{r-1}^g, i_{r-1}^b) \wedge \dots \wedge Y_1^G = (i_1^g, i_1^b) \wedge Y_0^G = (|G|, m - |G|)] = 0$, $i^g \leq j^g \leq |G|$, $i^b \leq j^b \leq m - |G|$, $(j^g, j^b) \neq (i^g, i^b)$. Second, for $(i^g, i^b) \neq (|G|, m - |G|)$, $|D_{r+1}^g| = 0$ and $|D_{r+1}^b| = 0$ if and only if all alternatives in D_r^g have attribute $r + 1$ value 0, all alternatives in D_r^b have attribute $r + 1$ value 0, and some alternative in $\{1, 2, \dots, m\} - D_r^g - D_r^b$ has attribute $r + 1$ value 0. Then,

$$P[Y_{r+1}^G = (0, 0) | Y_r^G = (i^g, i^b) \wedge Y_{r-1}^G = (i_{r-1}^g, i_{r-1}^b) \wedge \dots \wedge Y_1^G = (i_1^g, i_1^b) \wedge Y_0^G = (|G|, m - |G|)] = (1 - p_h)^{i^g} (1 - p_l)^{i^b} [1 - (1 - p_h)^{|G| - i^g} (1 - p_l)^{m - |G| - i^b}].$$

Third, $|D_{r+1}^g|$ and $|D_{r+1}^b|$ will have values j^g and j^b , respectively, $0 \leq j^g \leq i^g$, $0 \leq j^b \leq i^b$, $(j^g, j^b) \neq (0, 0)$, $(j^g, j^b) \neq (i^g, i^b)$ if and only if j^b alternatives in D_r^g have attribute $r + 1$ value 1, the remaining $i^b - j^b$ alternatives in D_r^g have attribute $r + 1$ value 0, j^b alternatives in D_r^b have attribute $r + 1$ value 1, and the remaining $i^b - j^b$ alternatives in D_r^b have attribute $r + 1$ value 0. Then,

$$P[Y_{r+1}^G = (j^g, j^b) | Y_r^G = (i^g, i^b) \wedge Y_{r-1}^G = (i_{r-1}^g, i_{r-1}^b) \wedge \dots \wedge Y_1^G = (i_1^g, i_1^b) \wedge Y_0^G = (|G|, m - |G|)] = \binom{i^g}{j^g} p_h^{j^g} (1 - p_h)^{i^g - j^g} \binom{i^b}{j^b} p_l^{j^b} (1 - p_l)^{i^b - j^b},$$

$$0 \leq j^g \leq i^g, 0 \leq j^b \leq i^b, (j^g, j^b) \neq (0, 0), (j^g, j^b) \neq (i^g, i^b). \text{ Finally, } |D_{r+1}^g| \text{ will have value } i^g \text{ and } |D_{r+1}^b| \text{ will have value } i^b \text{ if and only if either all alternatives in } D_r^g \cup D_r^b \text{ have attribute } r + 1 \text{ value 1 or all alternatives have attribute } r + 1 \text{ value 0. Then,}$$

$$P[Y_{r+1}^G = (i^g, i^b) | Y_r^G = (i^g, i^b) \wedge Y_{r-1}^G = (i_{r-1}^g, i_{r-1}^b) \wedge \dots \wedge Y_1^G = (i_1^g, i_1^b) \wedge Y_0^G = (|G|, m - |G|)] = p_h^{i^g} p_l^{i^b} + (1 - p_h)^{|G|} (1 - p_l)^{m - |G|}.$$

A B O U T T H E A U T H O R S*

MANEL BAUCCELLS ALIBÉS is associate professor at IESE Business School (Barcelona). His education includes a degree in mechanical engineering (Polytechnic University of Catalonia, Barcelona), an MBA (IESE, Barcelona), and a PhD in Management (University of California at Los Angeles, 1999). For two academic years (2001-03), he held a double appointment as assistant professor at IESE and adjunct professor at the Fuqua School of Business, Duke University. He won the student paper competition of the Decision Analysis Society in 2001, and mentored the winner of the competition in 2003. He is a council member of the Decision Analysis Society of INFORMS. He has taught decision analysis in MBA and executive education programs in Spain, the United States, Germany and Nigeria. His research interests cover both normative and descriptive aspects of decision making. He is associate editor for the journals *Management Science* and *Operations Research*.

E-mail: mbaucells@iese.edu

JUAN ANTONIO CARRASCO LÓPEZ is currently associate professor at the Electronics Engineering Department, Polytechnic University of Catalonia (Barcelona). He holds an MSc degree in computer science from Stanford University and a PhD in industrial engineering from Polytechnic University of Catalonia (1987). He has been a program committee member of several well-known international conferences. He has directed the design of and co-developed the Markovian modeling tool METFAC. He is a senior member of the IEEE. His research interests encompass stochastic model based dependability and performability evaluation of fault-tolerant systems using numerical methods, combinatorial methods and simulation techniques. He is the author of more than 50 papers in refereed journals and conference proceedings.

E-mail: carrasco@eel.upc.es

Any comments on the contents of this paper can be addressed to Manel Baucells at mbaucells@iese.edu.

* We are grateful for helpful comments from the Decision Sciences group of INSEAD, the participants of the Barcelona Economics Decision Group, the ABC research group, Antonio Cabrales, Nathan Berg, and Konstantinos Katsikopoulos. We also appreciate the financial support received from the Spanish *Ministerio de Educación y Ciencia* under research grants SEC2003-03474 (R. M. Hogarth) and DPI2004-05077 (J. A. Carrasco) and from BBVA Foundation under research grant SOCIALES-02 (M. Baucells).

ROBIN M. HOGARTH is ICREA research professor at Pompeu Fabra University (Barcelona) and was the first (founding) director of the University's MBA program. He was the Wallace W. Booth Professor of Behavioral Science at the University of Chicago's Graduate School of Business. He earned his MBA from INSEAD (1968) and his PhD from the University of Chicago (1972). He is a past president of the Society for Judgment and Decision Making and president-elect of the European Association for Decision Making. He has consulted with numerous organizations in Europe and the United States on issues of decision making and management education. His research has focused mainly on the psychology of judgment and decision making and he has published several books (including *Judgement and Choice* and *Educating Intuition*) and many articles in leading professional journals, *Psychological Bulletin*, *Psychological Review*, *Management Science*, *Journal of the American Statistical Association* and *Journal of Risk and Uncertainty*.
E-mail: robin.hogarth@upf.edu

Fundación **BBVA**

D O C U M E N T O S D E T R A B A J O

NÚMEROS PUBLICADOS

- DT 01/02 *Trampa del desempleo y educación: un análisis de las relaciones entre los efectos desincentivadores de las prestaciones en el Estado del Bienestar y la educación*
Jorge Calero Martínez y Mónica Madrigal Bajo
- DT 02/02 *Un instrumento de contratación externa: los vales o cheques. Análisis teórico y evidencias empíricas*
Ivan Planas Miret
- DT 03/02 *Financiación capítativa, articulación entre niveles asistenciales y descentralización de las organizaciones sanitarias*
Vicente Ortún Rubio y Guillem López-Casasnovas
- DT 04/02 *La reforma del IRPF y los determinantes de la oferta laboral en la familia española*
Santiago Álvarez García y Juan Prieto Rodríguez
- DT 05/02 *The Use of Correspondence Analysis in the Exploration of Health Survey Data*
Michael Greenacre
- DT 01/03 *¿Quiénes se beneficiaron de la reforma del IRPF de 1999?*
José Manuel González-Páramo y José Félix Sanz Sanz
- DT 02/03 *La imagen ciudadana de la Justicia*
Juan José Toharia Cortés
- DT 03/03 *Para medir la calidad de la Justicia (I): Abogados*
Juan José García de la Cruz Herrero
- DT 04/03 *Para medir la calidad de la Justicia (II): Procuradores*
Juan José García de la Cruz Herrero
- DT 05/03 *Dilación, eficiencia y costes: ¿Cómo ayudar a que la imagen de la Justicia se corresponda mejor con la realidad?*
Santos Pastor Prieto
- DT 06/03 *Integración vertical y contratación externa en los servicios generales de los hospitales españoles*
Jaume Puig-Junoy y Pol Pérez Sust
- DT 07/03 *Gasto sanitario y envejecimiento de la población en España*
Namkee Ahn, Javier Alonso Meseguer y José A. Herce San Miguel

- DT 01/04 *Métodos de solución de problemas de asignación de recursos sanitarios*
Helena Ramalhinho Dias Lourenço y Daniel Sierra de la Figuera
- DT 01/05 *Licensing of University Inventions: The Role of a Technology Transfer Office*
Inés Macho-Stadler, David Pérez-Castrillo, Reinhilde Veugelers
- DT 02/05 *Estimating the Intensity of Price and Non-Price Competition in Banking: An Application to the Spanish Case*
Santiago Carbó Valverde, Juan Fernández de Guevara Radoselovics, David Humphrey, Joaquín Maudos Villarroya
- DT 03/05 *Sistemas de pensiones y fecundidad: Un enfoque de generaciones solapadas*
Gemma Abío Roig y Concepció Patxó Cardoner
- DT 04/05 *Análisis de los factores de exclusión social*
Joan Subirats i Humet (Dir.), Ricard Gomà Carmona y Joaquim Brugué Torruella (Coords.)
- DT 05/05 *Riesgos de exclusión social en las Comunidades Autónomas*
Joan Subirats i Humet (Dir.), Ricard Gomà Carmona y Joaquim Brugué Torruella (Coords.)
- DT 06/05 *A Dynamic Stochastic Approach to Fisheries Management Assessment: An Application to some European Fisheries*
José M. Da-Rocha Álvarez y María-José Gutiérrez Huerta
- DT 07/05 *The New Keynesian Monetary Model: Does it Show the Comovement between Output and Inflation in the U.S. and the Euro Area?*
Ramón María-Dolores Pedrero y Jesús Vázquez Pérez
- DT 08/05 *The Relationship between Risk and Expected Return in Europe*
Ángel León Valle, Juan Nave Pineda y Gonzalo Rubio Irigoyen
- DT 09/05 *License Allocation and Performance in Telecommunications Markets*
Roberto Burguet Verde
- DT 10/05 *Procurement with Downward Sloping Demand: More Simple Economics*
Roberto Burguet Verde
- DT 11/05 *Technological and Physical Obsolescence and the Timing of Adoption*
Ramón Caminal Echevarría
- DT 01/06 *El efecto de la inmigración en las oportunidades de empleo de los trabajadores nacionales: Evidencia para España*
Raquel Carrasco Perea, Juan F. Jimeno Serrano y Ana Carolina Ortega Masagué
- DT 02/06 *Inmigración y pensiones: ¿Qué sabemos?*
J. Ignacio Conde-Ruiz, Juan F. Jimeno Serrano y Guadalupe Vera
- DT 03/06 *A Survey Study of Factors Influencing Risk Taking Behavior in Real World Decisions under Uncertainty*
Manel Baucells Alibés y Cristina Rata
- DT 04/06 *Measurement of Social Capital and Growth: An Economic Methodology*
Francisco Pérez García, Lorenzo Serrano Martínez, Vicente Montesions Santalucía y Juan Fernández de Guevara Radoselovics

- DT 05/06 *The Role of ICT in the Spanish Productivity Slowdown*
Matilda Mas Ivars y Javier Quesada Ibáñez
- DT 06/06 *Cross-Country Comparisons of Competition and Pricing Power in European Banking*
David Humphrey, Santiago Carbó Valverde, Joaquin Maudos Villarroya y Philip Molyneux
- DT 07/06 *The Design of Syndicates in Venture Capital*
Giacinta Cestone, Josh Lerner y Lucy White
- DT 08/06 *Efectos de la confianza en la información contable sobre el coste de la deuda*
Belén Gill de Albornoz Noguera y Manuel Illueca Muñoz
- DT 09/06 *Relaciones sociales y envejecimiento saludable*
Ángel Otero Puime, María Victoria Zunzunegui Pastor, François Béland, Ángel Rodríguez Laso y María Jesús García de Yébenes y Prous
- DT 10/06 *Ciclo económico y convergencia real en la Unión Europea: Análisis de los PIB per cápita en la UE-15*
José Luis Cendejas Bueno, Juan Luis del Hoyo Bernat, Jesús Guillermo Llorente Álvarez, Manuel Monjas Barroso y Carlos Rivero Rodríguez
- DT 11/06 *Esperanza de vida en España a lo largo del siglo XX: Las tablas de mortalidad del Instituto Nacional de Estadística*
Francisco José Goerlich Gisbert y Rafael Pinilla Pallejà
- DT 12/06 *Convergencia y desigualdad en renta permanente y corriente: Factores determinantes*
Lorenzo Serrano Martínez
- DT 13/06 *The Common Agricultural Policy and Farming in Protected Ecosystems: A Policy Analysis Matrix Approach*
Ernest Reig Martínez y Vicent Estruch Guitart
- DT 14/06 *Infrastructures and New Technologies as Sources of Spanish Economic Growth*
Matilde Mas Ivars

Fundación **BBVA**

Gran Vía, 12
48001 Bilbao
Tel.: 94 487 52 52
Fax: 94 424 46 21

Paseo de Recoletos, 10
28001 Madrid
Tel.: 91 374 54 00
Fax: 91 374 85 22

informacion@bbva.es
www.bbva.es

